

Mid-Continent
DENTAL CONGRESS

THE 83RD ANNUAL DENTAL CONVENTION OF THE GREATER ST. LOUIS DENTAL SOCIETY

Mid-Continent DENTAL CONGRESS

Positive Collaborative Passionate

2,200 + ATTENDEES

30 + SPEAKERS &
60 + COURSES

120 + EXHIBIT BOOTHS

2025

OFFICIAL REGISTRATION



Thursday and Friday
September 25-26



St. Louis Union Station
St. Louis, MO



Register Today!
**EARLY BIRD
SAVINGS
ENDS JUNE 15TH**

mcdcstl.org

Thank you Sponsors

Thank you to our MCDC meeting and speaker sponsors. Their generous support helps us provide you with the best possible dental meeting and cutting-edge continuing education.

SILVER BULLET SPONSOR



align™

* invisalign® | iTero® | exocad® | viverra®

BioGaia®
Supporting your invisible heroes

BIOTECH DENTAL
Creating a world of smiles

CareCredit
a Synchrony solution

curve
DENTAL®

Greater St. Louis
DENTAL SOCIETY
EDUCATIONAL FOUNDATION

DENTAL
CLASSROOM

ivoclar Kerr™



DENTAL TEAM EDUCATION
Helping All Dental Professionals Succeed

MDA

NAMI
National Alliance on Mental Illness

St. Louis

PATTERSON®
DENTAL

pearl



solventum

ULTRADENT
PRODUCTS, INC.

vatech

VOCO
THE DENTALISTS

VARDIS
SWITZERLAND
BIOMIMETIC DENTAL SCIENCE

wisdom ZYRIS®

Join us at MCDC!



Greater St. Louis
DENTAL SOCIETY

We invite you to St. Louis Union Station for the 83rd Annual Mid-Continent Dental Congress, our premier two-day dental convention with high-quality CE, networking, exhibits and fun at our Thursday evening party, Dueling Pianos Under the Arches!

MEETING LOCATION

St. Louis Union Station
1820 Market Street
St. Louis, MO 63103
stlouisunionstation.com

THE MID-CONTINENT

Brought to you by the
Greater St. Louis Dental Society
2 CityPlace Dr. Suite 70
St. Louis, MO 63141 (314) 569-0444
greaterstlouisdentialsociety.org | mcdctl.org

Registration Details

REGISTRATION CONTACT INFORMATION

Mid-Continent Dental Congress
c/o Eleventh and Gather, 170 Depot St. Unit A
Blue Ridge, GA 30513
Phone: (678) 341-3048 | Email: gslds@prereg.net

EARLY BIRD REGISTRATION - NEW IN 2025!

Take advantage of our exclusive early bird offer for this year's Mid-Continent! **For a limited time - just for the first 30 days registration is open until June 15 - you can register at the same rates as 2024.** Don't delay - once the early bird period ends, all registration fees will increase. Secure your attendance now and enjoy the savings!

REGISTRATION/TICKET FEES INCREASE AFTER 8/28/25.

There is no registration fee for GSLDS Members and Affiliates. Membership dues must be paid by September 19, 2025, for the current year to register as a member.

REGISTRATION DETAILS

The Greater St. Louis Dental Society/Mid-Continent Dental Congress reserves the right to review each registration for the appropriateness of the selected registration category. Attendees who register in a category other than the suitable, correct attendee category will be changed to correct registration type and charged the associated fee.

ON-SITE REGISTRATION HOURS

- Thursday, September 25 // 7:00am - 6:00pm
- Friday, September 26 // 7:00am - 5:00pm

REGISTRATION PACKETS

Attendees whose registration forms are postmarked or received online on or before September 8, 2025, will receive registration packets in the mail. Registrants should bring all their materials to the meeting. Forms received by mail and online after September 8, 2025, will be processed, but materials must be picked up on-site. They will not be mailed. Please check your packet for accuracy. Notify Mid-Continent Dental Congress immediately of any discrepancy at gslds@prereg.net.

CANCELLATION POLICY

Cancellation requests must be sent via email to gslds@prereg.net by Sept. 4, 2025. All approved refunds are subject to a \$25 processing fee, per registrant. No refunds will be made for cancellations requested after 9/4/25. All approved refunds will be returned in the original form of payment. If registration materials and badges have been received, you must return all materials to registration company, Eleventh & Gather, (address at left) before a refund will be processed.

LATE REGISTRATION

Mailed and online registrations received after Aug. 28, 2025, will be processed at the higher registration and event fees.

AVOID THE LINES: REGISTER ONLINE!

Register at mcdcstl.org to secure a spot in your preferred lecture, participation course or special event, based on availability. A confirmation email and receipt will be sent upon completion of your registration. Mailed forms will be processed in the order received. Registrations cannot be accepted by fax or phone. Mid-Continent Dental Congress accepts Visa, Mastercard, American Express or check (payable to Greater St. Louis Dental Society). A \$5.00 transaction fee applies to all credit card registrations.

| 2025 REGISTRATION FEES | | REG CODE | EARLY BIRD Register by June 15 | ON / BEFORE 8/28 | AFTER 8/28 |
|------------------------|---|----------|-----------------------------------|------------------|------------|
| DENTISTS | GSLDS Member* | A | \$0 | \$0 | \$0 |
| | GSLDS Affiliate Member* | B | \$0 | \$0 | \$0 |
| | ADA Member | C | \$395 | \$425 | \$450 |
| | Non-ADA Member | D | \$675 | \$725 | \$775 |
| | Military ADA | E | \$145 | \$150 | \$155 |
| DENTAL TEAM | Hygienist | F | \$175 | \$185 | \$185 |
| | Dental Assistant | G | \$150 | \$160 | \$175 |
| | Office Staff | H | \$150 | \$160 | \$175 |
| | Dental Technician | J | \$150 | \$160 | \$175 |
| STUDENTS & GUESTS | Graduate/Student Dentist~ | M | \$0 | \$0 | \$0 |
| | Registered Drs. Family Member^ (not in dental field) | L | \$0 | \$0 | \$0 |
| EXHIBITS ONLY | Dr. and staff only^ | K | \$100 | \$115 | \$125 |

*2025 membership dues must be paid in full by Sept. 19, 2025.

~Graduate and student dentists must register by mail or on-site and must provide a copy of their current year student ID. ^No CE earned in this category. Not available on-site.

Meeting Details

CE CREDIT

The Greater St. Louis Dental Society is an ADA CERP recognized provider.

ADA CERP® | Continuing Education Recognition Program

ADA CERP is a service of the American Dental Association to assist dental professionals in identifying quality providers of continuing dental education. ADA CERP does not approve or endorse individual courses or instructors, nor does it imply acceptance of credit hours by boards of dentistry. Greater St. Louis Dental Society designates this activity for up to 14 continuing education credits.

HOTEL ADDRESS AND PHONE

St. Louis Union Station Hotel,
Curio Collection by Hilton
1820 Market Street, St. Louis, MO 63103
(314) 231-1234

Book your room today: mcdcstl.org

Convention room rate: \$179 plus taxes. See page 12 for more details.

ALCOHOL POLICY

Alcoholic beverages are a part of some MCDC events. An individual's decision to partake is a matter of personal choice and is neither encouraged nor discouraged by the GSLDS. All attendees are expected to exercise restraint and good judgement in their consumption of alcohol at MCDC.

NON-SOLICITATION POLICY

With the exception of exhibitors operating within their booths, no attendee may solicit business at the Mid-Continent Dental Congress. Violation will result in expulsion.

CONFLICT OF INTEREST

The Greater St. Louis Dental Society, an ADA CERP recognized provider, is responsible for disclosing to participants any monetary or other special interest our instructors and course planners may have with any corporate organization, commercial entities or faculty positions. They are disclosed following the instructors' bios online at mcdcstl.org.

CONFERENCE PHOTOGRAPHY POLICY

The Greater St. Louis Dental Society, reserves the right to use any photography/video taken at any courses or events during the 2025 Mid-Continent Dental Congress without permission of those persons depicted within the photography/video. The GSLDS may use photography/video in publications or other promotional media.

COURSE DISCLAIMERS

The Mid-Continent Dental Congress and the Greater St. Louis Dental Society make every effort to present high quality clinicians in their respective areas of expertise. The presentations of the instructors in no way imply endorsement of any product, technique or service presented in the courses. All attendees are cautioned about the risks of using new techniques, especially in courses that have not provided them with supervised clinical experience.

PARKING WHEN NOT STAYING AT HOTEL

Attendees not staying at hotel - Required to park in the South lot.

See map below. Starting in 2025, attendees will pay the event self-parking fee when they ENTER the parking lot. Discount parking vouchers will not be provided.

MCDC PARKING RATES:

- \$10 Event Daily Self-Parking
- \$25 Event Overnight Self-Parking
- \$35 Valet Overnight Parking

PARKING AND STAYING AT HOTEL

Hotel guests – Required to park in the West lot. See map below

Registered hotel guests can obtain a comp pass from the front desk to freely enter and exit the hotel parking lot during their stay without incurring additional parking fees. Parking fees will be charged to hotel bill.

Note: Attendees who do not follow parking instructions above may have to pay regular parking rates.

MEETING LOCATION & PARKING MAP

St. Louis Union Station, 1820 Market Street
St. Louis, MO 63103



Visit mcdcstl.org

FOR FAQs, SPEAKER BIOS, CONFLICTS OF INTEREST AND MORE INFORMATION.

THURSDAY EVENT SCHEDULE

| CODE | SPEAKER | EVENT | STARTS | ENDS | TICKET FEE <i>on or before 8-28/ after 8-28</i> |
|------|--------------------------------|---|----------|----------|--|
| T01 | | GSLDS Annual Business Meeting - GSLDS members only | 7:00 AM | 8:00 AM | \$0/\$0 |
| T02 | Beth Burns, DDS, RYT 200 | Yoga Can Help! De-stress. Relieve Pain. Calm Your Mind. | 8:00 AM | 10:30 AM | \$65/\$80 |
| T03 | Thomas A. Viola, R.Ph. | Hurts.....So Swell | 8:00 AM | 11:30 AM | \$35/\$50 |
| T04 | Teresa Duncan, MS | Revenue Cycle Documentation With a Focus on AI Tools | 8:00 AM | 11:30 AM | \$35/\$50 |
| T05 | George K. Camp, III, DDS | Spa Dentistry: Keys to Building Your Unique Dental Spa Experience | 8:00 AM | 11:30 AM | \$35/\$50 |
| T06 | Sherri M. Lukes, RDH, MS | You're Not Getting Older, You're Getting BETTER! Treating the Older Adult Dental Patient | 8:00 AM | 11:30 AM | \$0/\$0 |
| T07 | Katherine Eitel Belt | Have Them at Hello!™: Unscripted Telephone Skills for the Exceptional Practice | 8:00 AM | 11:30 AM | \$35/\$50 |
| T08 | Jason Brady, DMD | The Michael Hoffmann, DDS - Dental Anesthesia Center Anesthesia and Pain Control Lecture: Dental Anesthesia Essentials: History, Preparation, and Emergency Medications | 8:00 AM | 11:30 AM | \$25/\$40 |
| T09 | Shannon Pace Brinker, CDA | Mastering Chairside Excellence: A Comprehensive Course for Dental Assistants | 8:00 AM | 11:30 AM | \$35/\$50 |
| T10 | Ankur A. Gupta, DDS | Demineralized and Cortico-What? A General Dentist's Guide to the Most Un-Complicated and Predictable Bone Grafting Techniques | 8:00 AM | 11:30 AM | \$35/\$50 Staff \$60/\$75 Dentists |
| T11 | Varsha Kadyan, BDS, MDS | CBCT in Dentistry: Navigating 3D Anatomy, Legal Liabilities, and Incidental Findings | 8:00 AM | 11:30 AM | \$60/\$75 |
| T12 | Silky Sharma, RDH, EdD | Decoding Periodontal Classification Using a Case-Based Approach | 8:00 AM | 11:30 AM | \$35/\$50 |
| T13 | John Pawlus, DDS | Demystifying and Simplifying Full-Arch Replacement | 8:00 AM | 11:30 AM | \$60/\$75 |
| T14 | Michael DiTolla, DDS | Monolithic Materials Masterclass: Working With Lithium Disilicate and Zirconia Oxide | 8:00 AM | 11:30 AM | \$35/\$50 Staff \$60/\$75 Dentists |
| T15 | Matthew R. Miller, DDS | Revitalizing Smiles...Optimizing Endodontic Outcomes Through Restorative Strategies Hands-on Workshop | 8:30 AM | 11:30 AM | \$225/\$275 |
| T16 | Kristin A. Hunter, RDH, BS | Light Up Your Approach to Patient Care: Laser Procedures for the Dental Hygienist Hands-on Workshop | 8:30 AM | 11:30 AM | \$150/\$175 |
| T17 | | GSLDS Past President's Luncheon | 11:30 AM | 1:00 PM | \$0/\$0 |
| T18 | Attendee Pre-Sale Buffet Lunch | Lombardo's Trattoria Italian Restaurant | 11:30 AM | 1:00 PM | \$37/\$45 |
| T19 | Attendee Pre-Sale Buffet Lunch | Maggie O'Brien's Restaurant & Irish Pub | 11:30 AM | 1:00 PM | \$32/\$40 |
| T20 | Beth Burns, DDS, RYT 200 | Yoga Can Help! De-stress. Relieve Pain. Calm Your Mind. (repeat) | 1:30 PM | 4:00 PM | \$65/\$80 |
| T21 | Kristin A. Hunter, RDH, BS | Light Up Your Approach to Patient Care: Laser Procedures for the Dental Hygienist Hands-on Workshop (repeat) | 1:30 PM | 4:30 PM | \$150/\$175 |
| T22 | Matthew R. Miller, DDS | Revitalizing Smiles...Optimizing Endodontic Outcomes Through Restorative Strategies Hands-on Workshop (repeat) | 1:30 PM | 4:30 PM | \$225/\$275 |
| T23 | Silky Sharma, RDH, EdD | Hands-On Advanced Instrumentation Workshop for Non-Surgical Periodontal Therapy (NSPT) | 1:30 PM | 4:30 PM | \$85/\$110 |
| T24 | John Pawlus, DDS | Full-Arch Restorations Hands-on Workshop | 1:30 PM | 4:30 PM | \$295/\$350 |
| T25 | Shannon Pace Brinker, CDA | The Art of Crafting Exquisite Anterior & Posterior Single Tooth Provisional Hands-on Workshop | 1:30 PM | 4:30 PM | \$90/\$115 |
| T26 | Teresa Duncan, MS | Insurance Participation Workshop | 1:30 PM | 4:30 PM | \$75/\$100 |
| T27 | Thomas A. Viola, R.Ph. | Waiting to Inhale? | 1:30 PM | 5:00 PM | \$35/\$50 |
| T28 | George K. Camp, III, DDS | What?! I'm Being Sued! How to Set Yourself Up for Litigation Avoidance and Success. | 1:30 PM | 5:00 PM | \$35/\$50 |

THURSDAY EVENT SCHEDULE, CONT'D

| CODE | SPEAKER | EVENT | STARTS | ENDS | TICKET FEE <i>on or before 8-28/after 8-28</i> |
|------|------------------------------|--|---------|---------|---|
| T29 | Sherri M. Lukes, RDH, MS | Down and Out or Down and About? Raising Awareness of Mental Health Issues in Dentistry | 1:30 PM | 5:00 PM | \$0/\$0 |
| T30 | Katherine Eitel Belt | Courageous Conversations: Mastering the Three Most Important Conversations Every Great Leader Must Have | 1:30 PM | 5:00 PM | \$35/\$50 |
| T31 | Jason Brady, DMD | The Michael Hoffmann, DDS - Dental Anesthesia Center Anesthesia and Pain Control Lecture: Managing Sedation Safely: Preventing, Identifying, and Responding to Complications | 1:30 PM | 5:00 PM | \$25/\$40 |
| T32 | Adam Goldstein, JD, LLM, CFP | Creating a Financial Treatment Plan | 1:30 PM | 5:00 PM | \$0/\$0 |
| T33 | Ankur A. Gupta, DDS | Treating Periodontal Disease in the Post-Antibiotic Age | 1:30 PM | 5:00 PM | \$35/\$50 Staff \$60/\$75 Dentists |
| T34 | Daniel G. Pompa, DDS | To Pull or Not to Pull | 1:30 PM | 5:00 PM | \$35/\$50 Staff \$60/\$75 Dentists |
| T35 | Anissa Holmes, DMD | Revealing the Future of Social Media Marketing: What You Need to Know Now | 1:30 PM | 5:00 PM | \$0/\$0 |
| T36 | Colleen Huff | Navigating the Mystery of EOB's - Keep Revenue in your Office | 1:30 PM | 5:00 PM | \$35/\$50 |
| T37 | Michael DiTolla, DDS | Beautiful Crown Preps and Impressions Made Easy | 1:30 PM | 5:00 PM | \$35/\$50 Staff \$60/\$75 Dentists |
| T38 | Lou Graham, DDS | Treatment Planning for Success - Part I | 1:30 PM | 5:00 PM | \$35/\$50 Staff \$60/\$75 Dentists |
| T39 | | Attendee Happy Hour | 4:30 PM | 6:30 PM | \$0/\$0 |
| T40 | | MCDC Social Event: Dueling Pianos Under the Arches | 6:30 PM | 8:30 PM | \$85/\$115 |

FRIDAY EVENT SCHEDULE

| CODE | SPEAKER | EVENT | STARTS | ENDS | TICKET FEE <i>on or before 8-28/after 8-28</i> |
|------|-------------------------------|--|---------|----------|---|
| F01 | ACD/ICD Buffet Breakfast | The ACD-ICD Breakfast American College of Dentists and International College of Dentists | 6:45 AM | 7:45 AM | \$55/\$65 |
| F02 | Gigi Meinecke, RN, DMD | Botox Certification Training | 8:00 AM | 5:00 PM | Dentists \$1,995/\$2,395 |
| F03 | Gigi Meinecke, RN, DMD | Support Staff Botox Training Program | 8:00 AM | 5:00 PM | \$250/\$275 |
| F04 | Gigi Meinecke, RN, DMD | Botox Refresher Course | 8:00 AM | 12:00 PM | \$780/\$820 |
| F05 | Brian B. Nový, DDS | Offensive Dentistry | 8:00 AM | 11:30 AM | \$35/\$50 |
| F06 | Amber D. Riley, MS, RDH | Hidden in View | 8:00 AM | 11:30 AM | \$35/\$50 |
| F07 | Marianne Dryer, RDH, MEd | Artificial Intelligence for Diagnosing and Classifying Periodontal Disease: The Future is Here | 8:00 AM | 11:30 AM | \$35/\$50 |
| F08 | Marco A. Brindis, DDS | Implant-Supported Telescopic Hybrid Prosthesis: Indications, Contraindications, and Challenges | 8:00 AM | 11:30 AM | \$35/\$50 Staff \$60/\$75 Dentists |
| F09 | Lou Graham, DDS | Treatment Planning for Success - Part II | 8:00 AM | 11:30 AM | \$35/\$50 Staff \$60/\$75 Dentists |
| F10 | Tammy E. Staiger, BS, RDH | How Connecting Patients, Communication, and Workflows Drive Success in the Digital Era | 8:00 AM | 11:30 AM | \$35/\$50 |
| F11 | Shannon Pace Brinker, CDA | From Our Side of the Chair | 8:00 AM | 11:30 AM | \$35/\$50 |
| F12 | Nathaniel Lawson, DMD, PhD | Dean F. Telthorst, DDS Restorative Lecture "Materials and Techniques to Improve your Conservative, Adhesive Dentistry" | 8:00 AM | 11:30 AM | \$25/\$40 |
| F13 | Ashley Clark, DDS | Gingival Pathology: The Good, the Bad, and the Ugly | 8:00 AM | 11:30 AM | \$35/\$50 |
| F14 | Jonelle Anamelechi, DDS, MSPh | Growth and Development Through the Eyes of a Pediatric Dentist: Feed, Speak, Breathe, Smile | 8:00 AM | 11:30 AM | \$35/\$50 |

FRIDAY EVENT SCHEDULE, CONT'D

| CODE | SPEAKER | TITLE | STARTS | ENDS | TICKET FEE <i>on or before 8-28/ after 8-28</i> |
|------|--------------------------------|---|----------|----------|--|
| F15 | Seena Patel, DMD, MPH | "My Jaw Hurts! What Do I Do?" An Overview of Temporomandibular Disorders, Diagnosis and Management | 8:00 AM | 11:30 AM | \$35/\$50 Staff \$60/\$75 Dentists |
| F16 | Daniel G. Pompa, DDS | Part I: Actions and Algorithms for Medical Emergencies 2025: Multiple Actions to Prevent a Medical Crisis in Your Office | 8:00 AM | 11:30 AM | \$0/\$0 |
| F17 | Patterson Dental Technicians | Equipment Preventative Maintenance Workshop | 8:30 AM | 11:30 AM | \$55/\$70 |
| F18 | Laci Phillips Newland | Metrics & Goals: The Numbers Start the Story | 8:30 AM | 10:30 AM | \$25/\$40 |
| F19 | Attendee Pre-Sale Buffet Lunch | Lombardo's Trattoria Italian Restaurant | 11:30 AM | 1:00 PM | \$37/\$45 |
| F20 | Attendee Pre-Sale Buffet Lunch | Maggie O'Brien's Restaurant & Irish Pub | 11:30 AM | 1:00 PM | \$32/\$40 |
| F21 | Laci Phillips Newland | Death By Meetings! CPR for Collaboration | 12:30 PM | 2:30 PM | \$25/\$40 |
| F22 | Linda Twehous, CDA, EFDA, BS | Missouri Basic Skills Review Course | 1:00 PM | 5:30 PM | \$175/\$190 |
| F23 | Andrew Loiterstein, EdD | Mental Health in the Workplace & In Our Own Voice | 1:30 PM | 3:00 PM | \$0/\$0 |
| F24 | Seena Patel, DMD, MPH | "My Jaw Hurts! What Do I Do?" An Overview of Temporomandibular Disorders, Diagnosis and Management, Including Trigger Point Injection Therapy Hands-on Workshop | 1:30 PM | 4:30 PM | \$225/\$275 |
| F25 | Patterson Dental Technicians | Equipment Preventative Maintenance Workshop (repeat) | 1:30 PM | 4:30 PM | \$55/\$70 |
| F26 | Brian B. Nový, DDS | Nobody Caries | 1:30 PM | 4:30 PM | \$35/\$50 |
| F27 | Amber D. Riley, MS, RDH | Patients, Pills & Pathologies | 1:30 PM | 4:30 PM | \$35/\$50 |
| F28 | Marianne Dryer, RDH, MEd | The Art of Furcation Navigation with Ultrasonic Instrumentation | 1:30 PM | 4:30 PM | \$35/\$50 |
| F29 | Marco A. Brindis, DDS | Minimally Invasive Dentistry: Philosophy Over Technique | 1:30 PM | 4:30 PM | \$35/\$50 Staff \$60/\$75 Dentists |
| F30 | Tammy E. Staiger, BS, RDH | Integrating Clear Aligners and Scans into Practice; Utilizing Technology to Connect and Convert | 1:30 PM | 4:30 PM | \$35/\$50 |
| F31 | Shannon Pace Brinker, CDA | Creating the Digital Workflow Practice | 1:30 PM | 4:30 PM | \$35/\$50 |
| F32 | Nathaniel Lawson, DMD, PhD | Dean F. Telthorst, DDS Restorative Lecture "Materials and Techniques for Posterior Composite Restorations" | 1:30 PM | 4:30 PM | \$25/\$40 |
| F33 | Ashley Clark, DDS | Oral Cancer: A Focus on Prevention | 1:30 PM | 4:30 PM | \$35/\$50 |
| F34 | Jonelle Anamelechi, DDS, MSPh | Lip and Tongue Ties: It's All Tied Together! | 1:30 PM | 4:30 PM | \$35/\$50 |
| F35 | Daniel G. Pompa, DDS | Part II: Actions and Algorithms for Medical Emergencies 2025: Updated Medications and the Routes of Administration Used When Treating a Medical Emergency | 1:30 PM | 4:30 PM | \$0/\$0 |
| F36 | Colleen Huff | A Mouthful of Insurance | 1:30 PM | 4:30 PM | \$35/\$50 |
| F37 | Laci Phillips Newland | Can't We All Just Get Along? Mastering the Art of Communication | 3:00 PM | 5:00 PM | \$25/\$40 |



Mid-Continent Dental Congress
Proudly Presents

DUELING PIANOS

Under the Arches

IN UNION STATION'S
HISTORIC GRAND HALL

COME SEE THE TALENT AND SING ALONG TO THE MUSIC
WHILE CATHING UP WITH ALL YOUR DENTAL FRIENDS
AND COLLEAGUES!

PREMIUM OPEN BAR | DINNER FOOD STATIONS
\$85 PER PERSON

THURS. 9/25 | 6:30 - 8:30 PM

GET JAZZY & FUNKY WITH A DUELING PIANO SHOW AT MCDC!

TICKETS NOT AVAILABLE FOR PURCHASE ON-SITE

SPEAKERS BY TOPIC

| TOPICS | THURSDAY | FRIDAY |
|------------------------------------|--------------------------|------------------|
| Adhesives | | Lawson |
| AI | Duncan | Dryer |
| Anesthesia/Pain Management | Brady | |
| Basic Dental Assisting Skills | | Twehous |
| Bone Grafting | Gupta | |
| Botox/Orofacial Pain/Esthetics | | Meinecke |
| Cariology | | Nový |
| Composites | | Lawson |
| Dental Materials | DiTolla | Nový |
| Digital Dentistry | Pawlus | Brinker |
| Endodontics | Miller | |
| Equipment Preventative Maintenance | | Patterson Dental |
| Geriatric Dentistry | Lukes | |
| Human Relations | Eitel Belt | Phillips Newland |
| Implants | Pawlus | Brindis |
| Instrumentation | Sharma | Dryer |
| Insurance | Duncan, Huff | Huff |
| Jurisprudence | Camp | |
| Lasers | Hunter | |
| Leadership Communication | Eitel Belt | |
| Malocclusion | | Staiger |
| Medical Emergencies | | Pompa |
| Mental Health | Lukes | Loiterstein |
| Opioid Prescribing | Viola | |
| Oral Cancer | | Clark |
| Pathology | | Clark |
| Pediatric Dentistry | | Anamelechi |
| Periodontics | Gupta, Sharma | Dryer |
| Pharmacotherapy | | Riley |
| Practice Success | | Phillips Newland |
| Prosthetics | Pawlus | |
| Provisionals | Brinker | |
| Radiology | Kadyan | |
| Restorative | Brinker, Pawlus, DiTolla | Brindis, Brinker |
| Revenue Cycle | Duncan | |
| Social Media | Holmes | |
| Spa Dentistry | Camp | |
| Substance Abuse | Viola | |
| TMD | | Patel |
| Trafficking Crimes | | Riley |
| Treatment Planning | Graham, Pompa | Graham |
| Wealth Management | Goldstein | |
| Yoga - Health & Fitness | Burns | |

SPEAKER INDEX

Jonelle Anamelechi, DDS, MSPH

- Page 36

Katherine Eitel Belt

- Page 16

Jason Brady, DMD

- Page 19

Marco A. Brindis, DDS

- Page 29, 31

Shannon Pace Brinker, CDA

- Page 16, 32

Beth Burns, DDS, RYT 200

- Page 15

George K. Camp, III, DDS

- Page 17

Ashley Clark, DDS

- Page 32

Michael DiTolla, DDS

- Page 22

Marianne Dryer, RDH, Med

- Page 29

Teresa Duncan

- Page 17

Adam Goldstein, JD, LL.M, CFP

- Page 19

Lou Graham, DDS

- Page 24, 30

Ankur A. Gupta, DDS

- Page 20

Anissa Holmes DMD

- Page 24

Colleen Huff

- Page 24, 35

Kristin A. Hunter, RDH, BS

- Page 23

Varsha Kadyan, BDS, MDS

- Page 20

Nataniel Lawson, DMD, PhD

- Page 33

Andrew Loiterstein, EdD

- Page 30

Sherri M. Lukes, RDH, MS

- Page 18

Gigi Meinecke, RN, DMD

- Page 27

Matthew R. Miller, DDS

- Page 22

Laci Phillips Newland

- Page 35

Brian B. Nový, DDS

- Page 28

Seena Patel, DMD, MPH

- Page 34

John Pawlus, DDS

- Page 23

Daniel G. Pompa, DDS

- Page 21, 33, 36

Amber D. Riley, MS, RDH

- Page 28

Silky Sharma, RDH, EdD

- Page 21

Tammy E. Staiger, BS, RDH

- Page 31

Linda Twehous, CDA, EFDA, BS

- Page 34

Thomas A. Viola, R.Ph.

- Page 15

Where to Eat

No need to leave St. Louis Union Station for lunch. Check out the great list of restaurants below or visit stlouisunionstation.com/taste for further information.

DAILY LUNCH TIME: 11:30 AM - 1:30 PM

Union Station Soda Fountain

Classic diner burgers, fountain drinks with a twist and epic "Freak Shakes."

The Train Shed

The menu has everything from apps and entrées, to cocktails and rotating taps.

Station Grille

Historic eatery set in Union Station Hotel & offering traditional American cooking.

The Grand Hall

Offers signature beverages, a delicious variety of small plates, and more.

1894 Café

Selection of sandwiches and salads.

Taco Container

Serving a variety of tacos and margaritas.

Landry's Seafood House

This Gulf Coast legend is a seafood lover's ideal dinner destination.

Cookies & Cupcakes

Serving coffee, cookies, cupcakes and fudge.

The Pitch Athletic Club & Tavern

Offering a wide selection of delicious bites and signature drinks.

Onsite Food Trucks

Food trucks from delicious local restaurants will be located outside the 20th street entrance both days of the convention.

- Tom's Travelin' Coffee Truck - mornings
- Blue's Fired Pizza - lunch
- Kalifornia Cuisine - lunch

**New
OPTIONS!
SEE PAGE 25**

PRESALE LUNCHEONS AT FAMOUS STL RESTAURANTS

Take a short stroll across 20th street and enjoy lunch at one of St. Louis' delicious local faves: Lombardo's Trattoria (open during lunch, especially for MCDC) or Maggie O'Briens. Try one each day!

There's More

OTHER HAPPENINGS AT MCDC 2025

DOWNLOAD THE APP

The MCDC meeting app has it all: course locations and times, speaker info, handouts, CE certificates, exhibitor listing, maps and more! The meeting app is free and easy to use. It is available 4 weeks prior to MCDC on the app store. Search for "Mid-Continent Dental Congress."

\$0 COPAY FLU SHOTS

Thursday, Sept. 25 | 8:00 am - 4:00 pm
Walgreens will have a table set up near registration where you can stop by for a flu shot. \$0 copay with insurance coverage.

UMKC ALUMNI RECEPTION

Thursday, Sept. 25 | 5:00 - 6:30pm
Please contact Becky Higgins at higginsre@umkc.edu or call (816) 235-2060 for more information.

A.T. STILL ALUMNI LUNCHEON

Friday, Sept. 26 | 11:30 am - 1:00 pm
Please contact Tina Munroe with A.T. Still University at tmunroe@atsu.edu or call 314-833-2736 for more information.



Visit the Exhibit Hall



Thursday

9:00 am - 6:30 pm

Friday

9:00 am - 2:00 pm

THE MIDWAY EXHIBIT HALL - FOOD, FUN, SHOPPING!

Please support our Exhibitors! Visit our Exhibit Hall vendors displaying the latest dental technology, equipment, supplies and services for the dental profession. The support of our exhibiting companies is greatly appreciated for contributing to the success of the Mid-Continent Dental Congress.

SIPS & SHOPPING HAPPY HOUR

Connect with vendors in a relaxed happy hour environment with free beer, wine and soda - plus appetizers!

- Thursday, September 25, 2025 | 4:30 pm - 6:30 pm

SHOW SPECIALS & DISCOUNTS

Exhibitor show specials will be emailed to attendees prior to the meeting. You may also download the free Mid-Continent meeting app for access to the exhibitor listing, booth numbers and specials.

COMPLIMENTARY COFFEE BREAKS

We feature complimentary refreshments and coffee in the Midway Exhibit Hall for all attendees on Thursday and Friday mornings. Take this time to visit our exhibitors. Select courses will not break. While supplies last.

Perk Up Coffee Break :

- 9:30 am - 10:30 am (staggered)

COMPLIMENTARY FROZEN CUSTARD STAND

Enjoy complimentary local favorite Ted Drewes' frozen custard in the Exhibit Hall for dessert during Thursday's afternoon break. While supplies last.

Thursday Afternoon Break:

- 2:30 pm - 3:30 pm (staggered)

EXHIBITOR LIST & FLOOR PLAN

Scan the QR code to plan your visit and search for products or services to maximize your time in the hall!



Union Station Hotel

STAY AND PLAY IN LUXURY

Rate: \$179 plus taxes

Code: Grtr Stl Dental



The AAA Four Diamond rated St. Louis Union Station Hotel, Curio Collection by Hilton, provides a truly elegant experience in the heart of a bustling metropolitan area. Amenities include a fitness center, outdoor seasonal pool, free wifi and The Grand Hall Experience 3D Light Show. By staying at the onsite hotel, you can enjoy all the great Union Station restaurants and attractions without leaving.

How to Book your Hotel: Booking your reservations at the convention hotel provides a low convention rate of \$179 plus taxes. Refer to "GrtrDental Society" when making reservations. Deadline: September 3, 2025, or when room block is full. Rate subject to room block availability. Call (314) 231-1234 or visit mcdctl.org to make reservations.

PARKING AND STAYING AT THE HOTEL

Hotels guests are required to park in the West lot. Registered hotel guests can obtain a comp pass from the front desk to freely enter and exit the hotel parking lot during their stay without incurring additional parking fees. Parking fees will be charged to hotel bill.

- \$25 Event Overnight Self-Parking
- \$35 Valet Overnight Parking



Union Station

- **St. Louis Aquarium:** Discover the creatures that call our rivers home and journey beyond the shallows to shark infested waters.
- **The St. Louis Wheel:** See the St. Louis skyline from the best seat in the city – 200ft up in a fully enclosed, climate-controlled gondola.
- **Ropes Course:** Soar three stories on an unconventional indoor course.
- **A-MAZE-ING Discoveries Mirror Maze:** Get lost in a labyrinth of mirrors that challenge your sense of direction and your 1904 World's Fair knowledge.
- **Mini Golf:** This interactive 18-hole course is the perfect destination for carefree fun and friendly competition.
- **Carousel:** Make time for a little nostalgia on a classic amusement ride that caters to both the young and young at heart.
- **Fire & Light Show:** This free year-round showcase of pyrotechnics and dancing lights is too spectacular to watch just once. Bursts of fire are shot 25 feet in the air against a backdrop of a 100 foot long waterfall that cascades 40 feet down into the lake.
- **The Grand Hall 3D Light Show:** Sit back, relax and enjoy the way fireworks, deep-sea dwellers and other vibrant animations shoot across the 65-foot ceiling of the historic Grand Hall lobby. Hourly shows from 5:00 pm - 10:00 pm.
- **Selfie Express:** Play with light and mirrors and more for selfies that will surprise and amaze.

Enjoy & Save

DISCOUNTS ON
ATTRACTIONS



Show your Mid-Continent badge to receive 20% off during your stay at all Union Station attractions. Tickets must be purchased in person; discount not available online. Visit stlouisunionstation.com/explore for further information.

Let's work together for a workstyle that fits a lifestyle.

Dentists - explore the hidden gems of opportunities in central and southern IL.

Correctional Dentistry is

- FT, PT, PRN/flex, & floating positions
- Autonomous & flexible for new graduates, working professionals, or retirees

Nancy Sukits, Provider Recruiter

Call/text: 412-915-7819

nsukits@wexfordhealth.com

jobs.wexfordhealth.com



Wexford Health
SOURCES INCORPORATED

20+ year partner of Illinois Department of Corrections



YOUR **1ST**
Choice
FOR VENEER
CEMENTATION

40% OFF

Promo code: **25NEW**
Expires: **12/31/25**

Any focus product never before purchased from BISCO!*

Focus Products List: TheraCal LC®, TheraCal PT®, TheraCem®, TheraBase®, All-Bond Universal®, Z-Prime™ Plus, Choice™ 2, ZirClean®, Duo-Link Universal™, Core-Flo™ DC, Core-Flo™ DC Lite, Uni-Etch®, Select HV® Etch

* Must call to receive promotion. U.S. customers only. Discount cannot be combined with any other offer. 40% off discount only valid on focus products never before purchased. Limit 1 each. Rx only.

Let's bond. We're here to help!
1-800-247-3368 • www.bisco.com



Good to Know

HELPFUL INFORMATION WHILE @ MCD C

ACCREDITATION AND CE TRACKING

Make sure to write down your CE completion codes. Codes are announced at the conclusion of every CE-eligible course. Partial credit cannot be granted and if you leave before the code is announced, you will forfeit any CE credits. There are multiple ways of obtaining your CE credit.

1. **Online:** CE verification is available online at mcdcstl.org. You will need to enter your badge number and the 4-digit code given at the completion of the course.
2. **On the meeting app:** Verification is also available on the free MCD C meeting app. Visit "My Account" from the menu and login. There you can email the CE verification at your convenience.

CE VERIFICATION AFTER THE MEETING

CE Verification is available after the meeting at mcdcstl.org. You will be directed to enter your badge number and CE completion codes. You may either print or email your CE verification certificates. You can access CE for the years 2021 - current.

MO CE REPORTING PERIOD:

Missouri Dental Board requires dentists to complete 50 CE credits (30 hours/hygienist) over 2 years from December 1, 2024 through November 30, 2026. Only 10 hours (5 hours/hygienist) may be related to practice management. Additional hours (25 hours/dentist or 15 hours/hygienist) may be carried into next reporting period.

MCD C TERMS & CONDITIONS

Please visit mcdcstl.org for a full listing of all Terms & Conditions of registration. This includes, but is not limited to, safety protocols, photography and video waivers as well as a general code of conduct. Failure to comply may result in removal from the convention without warning, and without refund of registration or ticket fees.

HANDS-ON WORKSHOPS

If you sign up for a workshop, please check the detailed course description for a list of instruments/materials you are recommended to bring. Some workshops may require attendance for the lecture portion. Check individual course listings for additional information.

LACTATION ROOM

Nursing mothers may use the Zephyr Rocket Room on the second floor of Union Station.

BADGE WILL SERVE AS YOUR TICKET(S)

The backside of attendee badges will list all courses for which the attendee has registered, and will serve as admittance. Course room location will be listed on the back of your badge and in the Onsite Guide.

ONSITE EVENT TRANSFER POLICY

Once a course has begun, no transfers will be allowed. Refunds will not be available for any onsite changes.

LOST BADGES

Badges must be worn at all times during the meeting. Courses for which the attendee has registered will be listed on the backside of their badge. Attendees will not be able to enter any course for which they have not registered. A replacement fee of \$10 will be charged for lost or misplaced badges.

Early Bird GETS THE DISCOUNT!

Register between
May 15 - June 15
to **SAVE** on
registration fees!





Yoga classes limited to 60 attendees.

BETH BURNS, DDS, RYT 200

Yoga Can Help! De-stress. Relieve Pain. Calm Your Mind.

EVENT CODE: T02 | TIME: 8:00 AM - 10:30 AM | PARTICIPANTS BRING: YOGA MAT

| | |
|-----------------|-------------------------|
| Fees | \$65 |
| Fees after 8/28 | \$80 |
| Subject | Yoga - Health/Fitness |
| Audience | All Attendees |
| CE | 2.5 Hours Participation |

Welcome everyone! Men and women! You do not need to have any prior experience to attend! Learn how yoga can help provide relief from physical discomfort due to ergonomic challenges common in our profession. We will discuss strategies to help lower stress and improve your overall sense of well-being. You will have the opportunity to participate in a yoga class designed for dental professional at all levels. Past participants have left feeling calm, refreshed, and smiling!

Learning Objectives:

- Learn what yoga is (and is not) as well as how to apply the principles of yoga to your work and life to restore balance, focus, and a calm mind.
- Learn yoga postures that can help ease musculoskeletal pain common in dental professionals.

Yoga Can Help! De-stress. Relieve Pain. Calm Your Mind. (repeat)

EVENT CODE: T20 | TIME: 1:30 PM - 4:00 PM | PARTICIPANTS BRING: YOGA MAT



THOMAS A. VIOLA, R.PH

Hurts.....So Swell

EVENT CODE: T03 | TIME: 8:00 AM - 11:30 AM

| | |
|-----------------|--------------------|
| Fees | \$35 |
| Fees after 8/28 | \$50 |
| Subject | Opioid Prescribing |
| Audience | All Attendees |
| CE | 3 Hours Lecture |

Management of acute odontogenic pain is accomplished through a clinical approach that successfully incorporates both opioid and non-opioid analgesics. However, moderate to severe dental pain often occurs well after office hours and away from our immediate supervision. Thus, it is critical for clinicians to be able to accurately identify a patient's need for pain control, develop an individualized pain management plan and assess the efficacy of analgesic agents employed. This program will provide strategies for effectively managing dental pain with opioid and non-opioid analgesics and analgesic adjuvants, while also mitigating associated risks. Special emphasis will be given to appropriate practices for prescribing analgesics as well as identification and treatment of opioid analgesic abuse.

Learning Objectives:

- Understand the pharmacology and mechanism of action of opioid and non-opioid analgesics, as well as their potential for abuse.
- Identify the intended roles of these analgesics in the treatment of acute dental pain, as well as situations which may preclude their use.
- Discuss best practices for prescribing opioid analgesics as part of an individualized patient pain management plan.
- Describe techniques useful in recognizing and identifying potential addiction as well as avoiding potential drug diversion.
- Learn current protocols for the management and treatment of opioid addiction.
- Examine guidelines for proper storage and disposal of unused dosages.

Waiting to Inhale?

EVENT CODE: T27 | TIME: 1:30 PM - 5:00 PM

| | |
|-----------------|-----------------|
| Fees | \$35 |
| Fees after 8/28 | \$50 |
| Subject | Substance Abuse |
| Audience | All Attendees |
| CE | 3 Hours Lecture |

The DEA considers cannabis to have no accepted medical use. Therefore, it is illegal to possess. Yet, almost every state has enacted legislation aimed at legalizing or decriminalizing cannabis for medical or recreational use. Despite this rise in social and legal acceptance, public health concerns regarding the use of cannabis remain, especially among dental professionals since the major routes of administration of cannabis involve the oral cavity. This program will introduce dental professionals to the pharmacology of cannabis, including its various dosage forms, routes of administration and adverse reactions. Special emphasis will be placed on the effects of cannabis use on oral health and dental treatment, as well as the proposed use of cannabis in dentistry for the management of patient anxiety and odontogenic pain.

Learning Objectives:

- Discuss the history and various types of cannabis, as well as its current legal status and proposed uses in dentistry.
- Describe the pharmacology of cannabis, including its mechanism of action, routes of administration and available formulations.
- Identify the effects of cannabis on major organ systems.
- Explain the clinical considerations of cannabis use, including adverse reactions, drug interactions and contraindications.
- Explore the dental considerations of cannabis, including potential treatment modifications, and strategies for patient care planning.



SHANNON PACE BRINKER, CDA

Mastering Chairside Excellence: A Comprehensive Course for Dental Assistants

EVENT CODE: T09 | TIME: 8:00 AM - 11:30 AM

| | |
|-----------------|------------------------|
| Fees | \$35 |
| Fees after 8/28 | \$50 |
| Subject | Restorative/Techniques |
| Audience | Assistants |
| CE | 3 Hours Lecture |

To be an exceptional chairside dental assistant, staying current with materials science, advanced techniques, and modern dental procedures is essential. This course will elevate your skills, enhance your artistic abilities, and empower you to support your dental team in delivering state-of-the-art dentistry. Join us to sharpen your expertise in dental materials, precision techniques, and patient care strategies that will take your assisting skills to the next level!

Learning Objectives:

- Advanced Smile Design & Isolation Techniques – Perfecting esthetic dental procedures.
- Mastering Digital Photography – Capturing high-quality images for documentation and patient education.
- Provisionalization Techniques – Training for partial and full coverage restorations, including direct and indirect techniques.
- Delivering Bonded Restorations – Step-by-step methods for assisting in bonded dental restorations with confidence.

The Art of Crafting Exquisite Anterior & Posterior Single Tooth Provisional Workshop

EVENT CODE: T25 | TIME: 1:30 PM - 4:30 PM | PARTICIPANTS BRING: LOUPES

| | |
|-----------------|--------------------------|
| Fees | \$90 |
| Fees after 8/28 | \$115 |
| Subject | Restorative/Provisionals |
| Audience | Assistants |
| CE | 3 Hours Participation |

Temporary crowns for anterior and posterior teeth serve both esthetic and diagnostic purposes, evaluating function, occlusion, periodontal response and implant healing. This hands-on workshop covers current materials, techniques and concepts for creating and maintaining long-term esthetic provisional restorations. Learn how to fabricate and cement provisional restorations, achieving optimal occlusion esthetics, well-fitted margins and maximum strength.

Learning Objectives:

- Create provisionals that are esthetic and have proper function, color, shape, contour and occlusion.
- Fabricate provisionals that provide accurate fit and margination that is essential to ensuring and maintaining pulpal health.
- Choose cementation techniques for partial and full coverage provisionals.



Hands-on workshop limited to 30 Attendees.



KATHERINE EITEL BELT

Have Them at Hello™: Unscripted Telephone Skills for the Exceptional Practice

EVENT CODE: T07 | TIME: 8:00 AM - 11:30 AM

| | |
|-----------------|--------------------------------|
| Fees | \$35 |
| Fees after 8/28 | \$50 |
| Subject | Practice Mgmt./Human Relations |
| Audience | Office Staff |
| CE | 3 Hours Lecture |

Throw out those old, tired scripts! You can be amazingly effective and still be YOU! Learn the four simple yet innovative steps to polish your telephone skills and improve your results. Discover how to create consistency of message without using a script and increase productivity tomorrow with incoming new patient calls, including price shoppers and insurance callers. Learn to use a call evaluation process that can make a true, positive difference and accelerate your team training. With conversion rates hovering around 35% and 40% of calls going unanswered in the average dental office, the lost revenue and opportunities are staggering.

Learning Objectives:

- Use a 4-part new patient call framework instead of a script.
- Handle difficult callers with ease such as price shoppers and insurance questions.
- Implement a call evaluation and training program your team will love.
- Measure your results accurately.

Supported, in part, by CareCredit

Courageous Conversations: Mastering the Three Most Important Conversations Every Great Leader Must Have

EVENT CODE: T30 | TIME: 1:30 PM - 5:00 PM

| | |
|-----------------|--|
| Fees | \$35 |
| Fees after 8/28 | \$50 |
| Subject | Practice Mgmt./Leadership Communications |
| Audience | Office Staff |

A cornerstone of productive, positive work cultures is the ability to communicate within a team with compassion, accountability, non-judgement, and accuracy. This presentation will help owners, managers, and team members stop avoiding these important conversations and learn to embrace and succeed with them by using a self-management checklist and a simple 4-step conversation framework. This presentation includes real-life examples, live demonstration, and tremendous inspiration about what can be accomplished both professionally and personally by succeeding with necessary conversations about broken agreements, under performance, non-participation, negativity, or toxic behavior.

Learning Objectives:

- Strengthen their leadership mindset using 3 steps.
- Engage in more successful courageous conversations with team members using a simple 4-step framework.
- Lead and coach others to unlock their potential and create more alignment and accountability.



Supported, in part, by
CareCredit, Curve Dental,
Dental Classroom, Pearl,
Wisdom

TERESA DUNCAN, MS

Revenue Cycle Documentation With a Focus on AI Tools

EVENT CODE: T04 | TIME: 8:00 AM - 11:30 AM

| | |
|-----------------|------------------------|
| Fees | \$35 |
| Fees after 8/28 | \$50 |
| Subject | Revenue Cycle/AI Tools |
| Audience | Office Staff |
| CE | 3 Hours Lecture |

Advances in AI are impacting insurance claims, accounts receivable (AR) and more importantly, your patient relationships. Documentation not only helps with revenue but protects the office. We will explore ways to strengthen your clinical and carrier documentation so that your "clean claims" process quickly. Supporting information requirements will be discussed in detail with ways to incorporate current and upcoming AI processes.

Learning Objectives:

- Navigate evolving documentation requirements to stay ahead of industry changes.
- Utilize AI-enhanced imaging to strengthen clinical notes and boost case acceptance.
- Understand the AI claims process from the carrier-side.

Insurance Participation Workshop

EVENT CODE: T26 | TIME: 1:30 PM - 4:30 PM

| | |
|-----------------|-----------------------|
| Fees | \$75 |
| Fees after 8/28 | \$100 |
| Subject | Insurance Management |
| Audience | Office Staff |
| CE | 3 Hours Participation |

It is possible to be profitable in today's insurance environment with efficiency and proper positioning. This interactive workshop will help you to decide your insurance participation and profitability comfort level. If you've ever wondered how to manage all these plans and networks, then this is your course!

Learning Objectives:

- Discover your office's true insurance position.
- Assess & evaluate your practice metrics
- Understand the current insurance environment and plan for near future changes
- Learn how you can best prepare for a surprise audit.

Participants Bring:

- Procedure Code Report (which procedures were billed for/how often).
- Adjustment Report (detailed).
- New Patient Referral Sources.
- Production/Collection (aged 30, 60, 90 days).
- Please bring a calculator.



Hands-on workshop
limited to 75 Attendees.



GEORGE K. CAMP, III, DDS

Spa Dentistry: Keys to Building Your Unique Dental Spa Experience

EVENT CODE: T05 | TIME: 8:00 AM - 11:30 AM

| | |
|-----------------|-----------------|
| Fees | \$35 |
| Fees after 8/28 | \$50 |
| Subject | Spa Dentistry |
| Audience | All Attendees |
| CE | 3 Hours Lecture |

Spa services can be a key differentiator for any dental practice. From simple services such as heated towels and massaging dental chairs to full-face esthetics incorporating Botox, fillers, radiofrequency devices, and facial laser hair removal, there are multiple options for you to expand your practice and generate revenue that does not require additional chair time for the practitioner. Dr. George Camp has operated a full-service med spa, hair salon, and dental practice under one roof for the last nine years and can show you how to incorporate all or some of these services in your office to provide additional profit.

Learning Objectives:

- Define what spa services generate the most ROI and how to market these services.
- Evaluate and determine which services to employ in your office to create your dental spa.
- List which services you can delegate and which services are dependent upon you.

What?! I'm Being Sued! How to Set Yourself Up for Litigation Avoidance and Success.

EVENT CODE: T28 | TIME: 1:30PM - 5:00PM

| | |
|-----------------|-----------------|
| Fees | \$35 |
| Fees after 8/28 | \$50 |
| Subject | Jurisprudence |
| Audience | All Attendees |
| CE | 3 Hours Lecture |

This three-hour lecture covers all aspects of litigation possibilities within the dental office. The topics covered include consent forms, chart notes and radiographic standard of care. We will delve into personal communication with patients and what conversations must be noted within the patient's chart. Several case studies are used to illustrate where prior dentists made significant errors and what the legal outcome was from those cases. Various forms of malpractice insurance will be discussed.

Learning Objectives:

- Knowledgeable of all aspects of patient communication, forms, radiographs and treatment notes to make sure the legal standard of care is upheld in my office.
- Aware of all aspects of litigation avoidance and practitioner pitfalls.
- Familiar with the various malpractice policies and how to make sure you have the coverage that you need.

**SHERRI M. LUKES, RDH, MS****You're Not Getting Older, You're Getting BETTER! Treating the Older Adult Dental Patient****EVENT CODE:** T06 | **TIME:** 8:00 AM - 11:30 AM

| | |
|-----------------|---------------------|
| Fees | \$0 |
| Fees after 8/28 | \$0 |
| Subject | Geriatric Dentistry |
| Audience | All Attendees |
| CE | 3 Hours Lecture |

As the US population continually grows older, an increasing number of older adult patients are retaining their natural teeth and presenting for care in our dental offices. Because this special population has many medical and oral health issues, dental professionals must stay abreast of conditions/pathologies these patients experience, to provide the best care possible. This course contains current epidemiologic information about the population as well as conditions they experience and their implications for dental care. Examples of pathologies from Ms. Lukes' personal collection of images exposed at senior adult oral cancer screening events are included and oral hygiene techniques for both dentate and non-dentate patients will be discussed.

Learning Objectives:

- Describe key trends in the demographics of the aging population.
- Explain additional assessment procedures required for treating older adult patients.
- Compare/contrast age-related and pathology induced systems changes and disorders in older adults.
- Explain pathophysiology and options for managing xerostomia in older adult patients.
- List systemic diseases experienced by older adults and management of oral symptoms.
- Explain common oral conditions/pathology experienced by older adults.
- Describe various oral hygiene techniques for the dentate and edentulous older adult patient.

Down and Out or Down and About? Raising Awareness of Mental Health Issues in Dentistry**EVENT CODE:** T29 | **TIME:** 1:30 PM - 5:00 PM

| | |
|-----------------|-----------------|
| Fees | \$0 |
| Fees after 8/28 | \$0 |
| Subject | Mental Health |
| Audience | All Attendees |
| CE | 3 Hours Lecture |

A plethora of mental health issues plague our society today and the dental community is not immune. Dental professionals encounter multiple stressors in the workplace which may result in significant anxiety, depression, and other emotional outcomes. A large proportion of our patients also suffer with mental health issues which in turn, affect their oral health. Evidence concerning mental health issues nationwide and how patients and dental professionals are affected will be presented in this course, along with signs and symptoms of the most common conditions of anxiety and depression. Management and treatment strategies will be discussed, including evidence concerning suicide and approaches for suicide prevention. The knowledge obtained in the session can be utilized in personal as well as patient care for achieving whole body health in ourselves and our patients.

Learning Objectives:

- Discuss the evidence concerning mental health issues among dental professionals and patients.
- Describe signs and symptoms of anxiety and depression.
- Explain management strategies for coping with stress, anxiety, depression and suicidal ideation.

Download the MCDC App



SEARCH FOR MID-CONTINENT DENTAL CONGRESS

- Course Schedules and Room Numbers
- Course Handouts
- Speaker Photos/Bios
- CE Verification
- Exhibitor Listing
- Maps
- Show Specials
- Special Alerts





This course is provided by funding through The Greater St. Louis Dental Society Educational Foundation - Michael Hoffmann, DDS - Dental Anesthesia Center Anesthesia and Pain Control Lecture.

JASON BRADY, DMD

The Michael J. Hoffmann, DDS – Dental Anesthesia Center Anesthesia and Pain Control Lecture Dental Anesthesia Essentials: History, Preparation, and Emergency Medications

EVENT CODE: T08 | TIME: 8:00 AM - 11:30 AM

| | |
|-----------------|---------------------------|
| Fees | \$25 |
| Fees after 8/28 | \$40 |
| Subject | Anesthesia/ Pain Mgmt. |
| Audience | Dentists, Assistants |
| CE | 3 Hours Lecture |

This session explores the evolution of dental anesthesia, from early experimental techniques to modern advancements in sedation and general anesthesia. A comprehensive guide to setting up a dental office for safe sedation and anesthesia, including staff roles, equipment readiness, and emergency protocols. A detailed review of emergency medications in a dental office, including indications, dosing, and administration techniques.

Learning Objectives:

- Understand the key historical figures and breakthroughs in anesthesia.
- Recognize the role of anesthesia in shaping modern dentistry.
- Discuss controversies and milestones in the field.
- Identify essential anesthesia and emergency equipment.
- Develop a systematic approach to office preparedness.
- Implement pre-procedural checklists to enhance patient safety.
- List and describe the critical emergency drugs for sedation-related complications.
- Understand the pharmacological mechanisms of emergency medications.
- Develop protocols for rapid medication administration in crises.

The Michael J. Hoffmann, DDS – Dental Anesthesia Center Anesthesia and Pain Control Lecture Managing Sedation Safely: Preventing, Identifying, and Responding to Complications

EVENT CODE: T31 | TIME: 1:30 PM - 5:00 PM

| | |
|-----------------|---------------------------|
| Fees | \$25 |
| Fees after 8/28 | \$40 |
| Subject | Anesthesia/ Pain Mgmt. |
| Audience | Dentists, Assistants |
| CE | 3 Hours Lecture |

This lecture examines common anesthesia emergencies, their causes, and strategies to mitigate risks through preparation and training. A practical guide to recognizing and managing complications that arise during sedation, including airway emergencies, hypotension, and drug reactions. A structured approach to evaluating patients for sedation, including medical history review, ASA classification, and risk assessment.

Learning Objectives:

- Identify factors that contribute to anesthesia-related crises.
- Analyze real-world cases where inadequate preparation led to complications.
- Implement proactive strategies to reduce emergency events.
- Differentiate between minor and major sedation complications.
- Apply step-by-step management strategies for airway emergencies.
- Review the most common sedation-related crises.
- Perform comprehensive patient assessments for sedation eligibility.
- Recognize contraindications and high-risk conditions for sedation.
- Develop patient-specific sedation plans based on medical history.



ADAM GOLDSTEIN, JD, LLM, CFP

Creating a Financial Treatment Plan

EVENT CODE: T32 | TIME: 1:30 PM - 5:00 PM

| | |
|-----------------|----------------------|
| Fees | \$0 |
| Fees after 8/28 | \$0 |
| Subject | Wealth Management |
| Audience | Dentists |
| CE | 3 Hours Lecture |

Are you ready to take charge of your financial future? Join us for an engaging and eye-opening course that will walk you through the entire financial planning journey—from launching your career to retirement. We'll dive into essential topics like cash flow management, smart savings strategies, tax planning, retirement savings options, estate planning, and insurance options. The goal is to give you the tools to make informed decisions at every stage of life. But this isn't just about numbers—it's about creating a financial plan that fits your lifestyle, goals, and dreams. Whether you're planning for yourself or your family, this course will help you create an actionable financial treatment plan. Don't miss this opportunity to gain valuable insights, ask questions, and start your path toward financial freedom. Join us and take the first step toward a brighter financial future!

Learning Objectives:

- To introduce you to financial planning concepts and a framework that allows you to understand your financial planning journey.
- Assess and break down your cash flow to help you make more informed financial decisions.
- Provide an overview of retirement planning options and how to choose the right plan for you and your staff.



Supported, in part,
by SHOFU Dental
Corporation

ANKUR A. GUPTA, DDS

Demineralized and Cortico-What? A General Dentist's Guide to the Most Un-Complicated and Predictable Bone Grafting Techniques

EVENT CODE: T10 | TIME: 8:00 AM - 11:30 AM

| | |
|-----------------|-----------------------------|
| Fees | Dentist: \$60 Team: \$35 |
| Fees after 8/28 | Dentist: \$75 Team: \$50 |
| Subject | Bone Grafting |
| Audience | All Attendees |
| CE | 3 Hours Lecture |

In dental school, we were taught how to pull teeth, and many of us became really good at it. However, for most general dentists, the plan to regenerate bone and fix bony defects was left to the periodontists and surgeons. This inefficient and patient un-friendly option can create tremendous frustration for any dentist staring at an already anesthetized empty socket. In this informative, entertaining, and visual presentation, Dr. Gupta provides pragmatic, efficient, and highly implementable bone grafting options to even the most surgery-squeamish general dentists.

Learning Objectives:

- Learn the differences in handling and outcomes between the various tissue plugs on the market.
- Discover the incredible value that socket preservation provides, even for patients who are not yet ready to invest in implant replacement.
- Create a new method of communication for any patient who is about to lose a tooth.
- Learn about the various tissue barrier techniques, and which are the easiest to implement in a general dentistry environment.

Treating Periodontal Disease in the Post-Antibiotic Age

EVENT CODE: T33 | TIME: 1:30 PM - 5:00 PM

| | |
|-----------------|-----------------------------|
| Fees | Dentist: \$60 Team: \$35 |
| Fees after 8/28 | Dentist: \$75 Team: \$50 |
| Subject | Periodontics |
| Audience | All Attendees |
| CE | 3 Hours Lecture |

Treating periodontal disease not only improves oral health, it also reduces a chronic infectious burden on patients' immune system. Unfortunately, it is one of the most underdiagnosed diseases. 47% of American adults have chronic periodontitis, but, according to Dental Intel, only 8% of patients get treatment planned for D4341 and D4342. Of that 8%, only half accept the treatment. Without a diagnosis, patients cannot make informed decisions or get the care they need. Antibiotic adjunctive therapies have a temporary, limited effect. This is because biofilms repopulate after usage and because we are in the post antibiotic age. A broad-spectrum antimicrobial like hydrogen peroxide is an excellent alternative for patients with gingivitis, periodontitis, peri-implant mucositis and peri-implantitis. Attend this presentation to learn the science behind the use of peroxide for the treatment of biofilm-based diseases.

Learning Objectives:

- Identify the benefits and limitations of antimicrobials with oxidative and oxygenating reactions for biofilm management.
- Recognize patient candidates who can benefit from Rx Tray therapy of peroxide.
- Evaluate clinical cases and the efficacy of peroxide in treatment.



Supported, in part, by
Vatech America

VARSHA KADYAN, BDS, MDS

CBCT in Dentistry: Navigating 3D Anatomy, Legal Liabilities, and Incidental Findings

EVENT CODE: T11 | TIME: 8:00 AM - 11:30 AM

| | |
|-----------------|--------------------|
| Fees | \$60 |
| Fees after 8/28 | \$75 |
| Subject | Radiology |
| Audience | Dentists |
| CE | 3 Hours Lecture |

Cone Beam Computed Tomography (CBCT) has revolutionized dentistry, becoming the standard of care for enhanced diagnosis, treatment planning, and patient education. This session will provide a comprehensive understanding of CBCT, covering key aspects of 3D anatomy, legal considerations, and the identification of common incidental findings. **Key Topics:** CBCT imaging fundamentals and 3D anatomy, legal implications and liabilities associated with CBCT, navigating CBCT volumes and radiology interpretation, and common incidental findings in the dentoalveolar region.

Learning Objectives:

- Gain a foundational understanding of CBCT imaging and 3D anatomy.
- Recognize the legal responsibilities and liabilities related to CBCT usage.
- Develop skills to navigate CBCT scans
- and interpret key radiographic findings.
- Identify and understand common incidental findings in the dentoalveolar region.

**SILKY SHARMA, RDH, EdD****Decoding Periodontal Classification Using a Case-Based Approach****EVENT CODE:** T12 | **TIME:** 8:00 AM - 11:30 AM

| | |
|-----------------|--------------------|
| Fees | \$35 |
| Fees after 8/28 | \$50 |
| Subject | Periodontics |
| Audience | Hygienists |
| CE | 3 Hours Lecture |

This course is crafted to provide dental professionals with a profound comprehension of the periodontal classification system and its application through a case-based approach. Diverse case studies will be used to distinguish various stages and grades, supported by rationales grounded in the criteria of the new classification system. The course content will immerse attendees in the intricacies of periodontal diseases, guiding them through various stages of diseases and offering practical insights into decoding complex cases through real-world examples.

Learning Objectives:

- Define the key components of the 2017 periodontal classification system.
- Explain the nuances of different classifications and their application for treatment planning.
- Develop skills in extracting relevant case information, assessing risk factors, and discussing strategies to identify periodontal classification based on individual patient scenarios.
- Apply case-based learning by analyzing and interpreting diverse periodontal cases.

Hands-On Advanced Instrumentation Workshop for Non-Surgical Periodontal Therapy**EVENT CODE:** T23 | **TIME:** 1:30 PM - 4:30 PM

Hands-on workshop
limited to 50 Attendees.

| | |
|-----------------|----------------------------------|
| Fees | \$85 |
| Fees after 8/28 | \$110 |
| Subject | Periodontics/ Instrumentation |
| Audience | Hygienists |
| CE | 3 Hours Participation |

This course will provide dental providers with a comprehensive review of advanced instrumentation to avoid burnishing and effectively remove calculus during non-surgical periodontal therapy (NSPT). Attendees will engage in hands-on activities using typodonts to adapt over 40 advanced instruments. The course content will incorporate discussion on dental anatomy and periodontal assessment to determine the best options in advanced instruments. Emphasis will be placed on reviewing different types of advanced instruments for safe and effective calculus removal during patient care.

Learning Objectives:

- Review the components of a comprehensive periodontal assessment.
- Review dental anatomy related to periodontal instrumentation for NSPT.
- Identify designs of advanced instruments and perform hands-on adaptation on a typodont.
- Apply hands-on instrumentation techniques while evaluating instrument design and usage.
- Identify various advanced instruments and ultrasonic tips to efficiently remove calculus.

**DANIEL G. POMPA, DDS****To Pull or Not to Pull****EVENT CODE:** T34 | **TIME:** 1:30 PM - 5:00 PM

| | |
|-----------------|-------------------------------------|
| Fees | Dentist: \$60 Team: \$35 |
| Fees after 8/28 | Dentist: \$75 Team: \$50 |
| Subject | Diagnosis/ Treatment Planning |
| Audience | All Attendees |

What alternative treatment options should be considered when the "initial" endodontic (surgical or non-surgical) failure occurs? With the introduction of new techniques and a systematic approach for the diagnosis and treatment of compromised teeth, the attendee will be able to more accurately determine the long term prognosis with multiple treatment options. Advancements in both surgical and non-surgical procedures have resulted in success rates that can be equivalent to the success rates for an implant replacement. We will also describe when it is ideal to remove an implant and approaches to reduce the incidence of peri-implantitis. Prosthetic and surgical approaches for interdental papilla enhancement will be described. Will will also review how data from recent publications about hemisected and periodontally compromised teeth have been improved. A discussion about treatment planning with an emphasis on bone physiology and physics will be reviewed.

Learning Objectives:

- Be able to differentiate between an endo/perio vs. perio/endo lesions and understand the difference as it relates to a long term prognosis.
- Know when it is NOT ideal to remove a tooth and replace with an implant.
- Recognize how the location of a sinus tract can be a key critical diagnostic indicator for the long term prognosis.
- Incorporate a simple radiographic technique to use when evaluating a tooth for a fracture.
- Understand the principles of guided tissue regeneration, and know the indications and contraindications for its use with endo/perio lesions.
- Appreciate how the use of a surgical guide can significantly reduce complications. ie minimizing peri-implantitis and early crestal bone loss.
- Learn the statistical difference for the long term prognosis of root canal treatment vs. apical surgery vs. removal and implant placement.
- Become aware that many long held and generally accepted principles over time do not always hold up ie: long term prognosis for hemi-sected teeth, teeth with 50% bone loss maintained indefinitely.



Supported, in part, by
Align Technology, Ivoclar

MICHAEL DITOLLA, DDS

Monolithic Materials Masterclass: Working With Lithium Disilicate and Zirconia Oxide

EVENT CODE: T14 | TIME: 8:00 AM - 11:30 AM

| | |
|-----------------|----------------------------------|
| Fees | Dentist: \$60 Team: \$35 |
| Fees after 8/28 | Dentist: \$75 Team: \$50 |
| Subject | Restorative/ Dental Materials |
| Audience | Dentists, Assistants, Lab Techs |
| CE | 3 Hours Lecture |

PFM's now make up only 10% of the crowns fabricated by the largest dental lab in the U.S., having been largely replaced by solid zirconia and lithium disilicate. These monolithic restorations are high-strength, cementable, all-ceramic restorations behave differently than traditional restorations, and this session focuses on how to prep, adjust, de-contaminate, cement/bond, and cut off these new restorations when necessary. Perhaps most impressively, the fracture rates for these monolithic restorations are second only to cast gold.

Learning Objectives:

- Be familiar with the strengths and weaknesses of monolithic and bilayered restorations, especially including indications, contraindications and prep design.
- Learn the different types of zirconia oxide restorations and their indications, and why polished zirconia is preferable to glazed zirconia.
- Be prepared to de-contaminate these restorations, select the correct primers, and determine the most appropriate cement.
- Learn how to adjust contacts and occlusion, learn the safest way to cut off these restorations, and be familiar with the specialty burs and polishers for these restorations.
- Understand which monolithic materials are more appropriate as a veneer material and understand the relationship between flexural strength and esthetics.

Beautiful Crown Preps and Impressions Made Easy

EVENT CODE: T37 | TIME: 1:30 PM - 5:00 PM

| | |
|-----------------|-----------------------------|
| Fees | Dentist: \$60 Team: \$35 |
| Fees after 8/28 | Dentist: \$75 Team: \$50 |
| Subject | Restorative/ Anterior |
| Audience | Dentists, Assistants |
| CE | 3 Hours Lecture |

Tooth preparation with adequate reduction in the proper areas has more to do with producing esthetic anterior restorations than selecting the correct shade. Techniques will be presented to ensure that dentists give their laboratory technicians the best chance to fabricate a beautiful restoration.

Learning Objectives:

- Learn to select specific burs based on the chosen restorative material to ensure adequate reduction where needed.
- Understand where under-reduction of tooth preparations leads to anterior restorations that are clearly fake.
- See why a high-torque handpiece run at super slow speeds give you the smoothest prep margins, leading to more closed restorative margins.
- Learn to use a logical, scientific shade guide to help ensure esthetic restorations.



Supported, in part, by Kerr
Dental



Hands-on workshop
limited to 30 Attendees.

MATTHEW R. MILLER, DDS

Revitalizing Smiles...Optimizing Endodontic Outcomes Through Restorative Strategies Hands-on Workshop

EVENT CODE: T15 | TIME: 8:30 AM - 11:30 AM | PARTICIPANTS BRING: LOUPES OPTIONAL

| | |
|-----------------|--------------------------|
| Fees | \$225 |
| Fees after 8/28 | \$275 |
| Subject | Endodontics |
| Audience | Dentists |
| CE | 3 Hours Participation |

This course provides comprehensive guidance on instrumenting, obturating, and restoring endodontically treated teeth, focusing on essential techniques, materials, and best practices. Participants will gain the knowledge and skills required to achieve successful and long-lasting restorations, ensuring optimal function and aesthetics.

Learning Objectives:

- Learn a systematic approach to endodontic instrumentation and obturation.
- Review of the principles and techniques for successfully restoring endodontically treated teeth.
- Master the selection and application of restorative materials suitable for various clinical scenarios, considering factors such as tooth location, occlusal forces, and patient preferences.
- Hands-on experience: Endodontic instrumentation and obturation of a 3D-printed molar; streamlined adhesive post and core placement; and adhesive crown cementation.

Revitalizing Smiles...Optimizing Endodontic Outcomes Through Restorative Strategies Hands-on Workshop (repeat)

EVENT CODE: T22 | TIME: 1:30 PM - 4:30 PM | PARTICIPANTS BRING: LOUPES OPTIONAL



Supported, in part, by
Ultradent Products



Hands-on workshop
limited to 30 Attendees.

KRISTIN A. HUNTER, RDH, BS

Light Up Your Approach to Patient Care: Laser Procedures for the Dental Hygienist Hands-on Workshop

EVENT CODE: T16 | TIME: 8:30 AM - 11:30 AM

| | |
|-----------------|--------------------|
| Fees | \$150 |
| Fees after 8/28 | \$175 |
| Subject | Periodontics |
| Audience | Hygienists |
| CE | 3 Hours Lecture |

No doubt lasers are growing in dentistry at a rapid pace. Some of the most utilized soft tissue procedures are completed in the hands of the dental hygienist. Benefits provided to the patient include bacterial reduction, promotion of wound healing, and more comfortable post operative experiences for the patient.

Learning Objectives:

- Gain an understanding of the use of lasers and how they are applied in patient care.
- Review procedures within the hygienists scope of practice.
- Review basic laser physics.
- Learn key elements of laser safety.
- Define photobiomodulation and identify its mechanism of action.

Light Up Your Approach to Patient Care: Laser Procedures for the Dental Hygienist Hands-on Workshop (repeat)

EVENT CODE: T21 | TIME: 1:30 PM - 4:30 PM



Supported, in part, by
Biotech Dental USA

JOHN PAWLUS, DDS

Demystifying and Simplifying Full-Arch Replacement

EVENT CODE: T13 | TIME: 8:00 AM - 11:30 AM

| | |
|-----------------|-----------------------------|
| Fees | \$60 |
| Fees after 8/28 | \$75 |
| Subject | Restorative/ Prosthetics |
| Audience | Dentists |
| CE | 3 Hours Lecture |

This course is designed for dental professionals looking to enhance their expertise in full-arch restorations. Participants will gain a clear, step-by-step understanding of the clinical and technical aspects of full-arch rehabilitation, from case selection and treatment planning to surgical execution and prosthetic delivery. The course simplifies complex procedures, providing practical workflows, materials selection guidance, and digital solutions to optimize efficiency and predictability.

Learning Objectives:

- Understand Full-Arch Restoration Fundamentals – Identify key principles of full-arch rehabilitation, including patient selection, treatment planning, and prosthetic options.
- Simplify Complex Procedures – Learn step-by-step workflows to streamline surgical and prosthetic protocols for predictable outcomes.
- Optimize Digital Solutions – Explore the integration of digital tools, including intraoral scanning, guided surgery, and CAD/CAM technology, to enhance efficiency and precision.
- Improve Case Execution – Gain practical skills for surgical placement, prosthetic design, and immediate load protocols to maximize clinical success.
- Manage Complications – Recognize common challenges in full-arch restorations and implement solutions to optimize patient outcomes.

Full-Arch Restorations Hands-on Workshop

EVENT CODE: T24 | TIME: 1:30 PM - 4:30 PM

| | |
|-----------------|--|
| Fees | \$295 |
| Fees after 8/28 | \$350 |
| Subject | Restorative/ Implants/Digi- tal Workflow |
| Audience | Dentists |
| CE | 3 Hours Participation |

This workshop is designed to provide a clear, practical approach to full-arch rehabilitation, empowering clinicians with the confidence and skills needed to achieve long-lasting, functional, and esthetic results. Managing complications, common challenges and troubleshooting, and long-term maintenance and patient education will be discussed and reviewed. The course will end with case discussions and Q&A.

Learning Objectives:

- Provide participants with practical experience in full-arch restorations, including implant placement, prosthetic considerations, and digital workflows.
- Introduction & Case Planning: Overview of full-arch restorations and review of diagnostic tools & digital workflow.
- Implant Placement & Hands-On Surgery Simulation: Step-by-step guide for implant positioning and implant placement on models.
- Prosthetic Phase & Immediate Provisionalization: Prosthetic considerations & material selection and prosthetic fabrication & provisionalization.



Hands-on workshop
limited to 30 Attendees.



Supported, in part, by
Curve Dental, Pearl,
Wisdom

COLLEEN HUFF

Navigating the Mystery of EOBs – Keep Revenue in your Office

EVENT CODE: T36 | TIME: 1:30 PM - 5:00 PM

| | |
|-----------------|------------------|
| Fees | \$35 |
| Fees after 8/28 | \$50 |
| Subject | Dental Insurance |
| Audience | Office Staff |
| CE | 3 Hours Lecture |

Explanation of Benefits are confusing and difficult to understand. Team members are often unaware of how interpret the explanation. Let's take the mystery out of the EOB's for both you and your patients. How we track and enter revenue is essential to the success of a practice. Insurance Coordinators collect what the office produces and no one wants to work for free. This seminar will clarify terms and assist you in collecting from the insurance company all that is owed to you and your patient.

Learning Objectives:

- Terminology.
- Adjustments – Making sure you are charging your patients correctly.
- Denials- Learn ways to maximize the insurance for your patients.
- Coordination of Benefits – Regular and

- non-duplication – how to utilize both while benefiting patient and office both.
- Interactive review of actual EOBs with Q & A
- Trends in dental insurance.



Supported, in part, by
vVARDIS and VOCO
America

LOU GRAHAM, DDS

Treatment Planning for Success – Part 1

EVENT CODE: T38 | TIME: 1:30 PM - 5:00 PM

| | |
|-----------------|-----------------------------|
| Fees | Dentist: \$60 Team: \$35 |
| Fees after 8/28 | Dentist: \$75 Team: \$50 |
| Subject | Treatment Planning |
| Audience | Dentists |
| CE | 3 Hours Lecture |

Planning successful outcomes can involve single teeth to full arch cases. Understanding both medical and dental risk factors along with each patient's specific clinical issues can determine success versus failure. Yes, failures no doubt occur, this course will dive deeply into understanding the latest opportunities to both diagnose and treat your patients with far more successful-predictable outcomes.

Learning Objectives:

- OMG...we can regrow new enamel in non cavitated enamel and early dentin lesions, learn the treatments and the latest in how to diagnose and monitor.
- When do you stop drilling? Give 5 dentists a drill and they all do it differently! This course dives into the latest research and materials and takes

- you through multiple different cases on how to best approach.
- Class 1 and 2 restorations: From early to deep, the multiple options on long-term results.
- Bringing it all together with "Deep Margin Elevation".



ANISSA HOLMES, DMD

Revealing the Future of Social Media Marketing: What You Need to Know Now

EVENT CODE: T35 | TIME: 1:30 PM - 5:00 PM

| | |
|-----------------|----------------------------|
| Fees | \$0 |
| Fees after 8/28 | \$0 |
| Subject | Marketing/ Social Media |
| Audience | All Attendees |
| CE | 3 Hours Lecture |

Are you ready to unlock the potential of social media to grow your practice and attract high-value clients? This course dives into proven strategies to position your brand and services as premium offerings, connecting you with clients who value and invest in quality. Learn how to enhance your online visibility and attract thousands of viewers to your practice through innovative social media techniques—without needing a massive budget. Discover little-known strategies for creating content that resonates, drives engagement, and builds your reputation as the go-to expert in your field. Whether you're looking to scale your business, increase your reach, or generate more revenue, this course provides practical, budget-friendly tools and tactics to make it happen.

Learning Objectives:

- Attract high-dollar clients: Learn how to position your brand and services as premium offerings on social media, attracting the clients who value and invest in high-dollar services.
- Leverage AI for SEO and visibility: Master the use of AI tools and strategies to boost your SEO, ensuring your practice ranks higher and gets discovered by

- thousands of potential clients with minimal effort.
- Maximize impact with a small budget: Uncover little-known social media techniques that let you achieve massive reach, high engagement, and exceptional ROI—all while keeping your marketing budget low.

GSLDS Annual Business Meeting

For Greater St. Louis Dental Society member dentists only. Please join us for this year's Annual Business Meeting and complimentary breakfast buffet. Registration required.

Event Code: T01
Date: Thurs., September 25

Time: 7:00 - 8:00 AM
Fee: \$0



GSLDS Past President's Luncheon

For GSLDS Past Presidents, Past Editors & Past Secretary/Treasurers only. Registration required.

Event Code: T17
Date: Thurs., September 25

Time: 11:30 AM - 1:00 PM
Fee: \$0



Presale Buffet Luncheon at Lombardo's Trattoria

Take a delightful break from the convention and join us just across the street at Lombardo's Trattoria for an Italian dining experience. This attendee luncheon offers the perfect opportunity to recharge and network in a charming atmosphere. Feast on a delicious Italian spread featuring their famous toasted ravioli, signature rigatoni dishes (Trattoria, Alfredo, and Primavera), fresh house salad, and tempting desserts. Served with coffee, tea and soft drinks. A cash bar will be open for those who'd like to enjoy a glass of wine with their meal.

Deadline to purchase 9-10-25

Event Code: Thursday - T18
Friday - F19
Date: Sept. 25 & Sept. 26

Time: 11:30 AM - 1:00 PM
Fee: \$37
\$45 (after 8/28/25)



Presale Buffet Luncheon at Maggie O'Briens Irish Pub

Join us just across the street at Maggie O'Brien's for a relaxed pub-style dining experience. Connect with fellow professionals in a warm, relaxed setting while savoring hearty pub classics. Enjoy fresh garden salad, green beans, whipped potatoes, roast beef and baked chicken, cake, and soda, tea & coffee. The perfect blend of networking and nourishment to power your afternoon. A cash bar will be open for those who'd like to enjoy a drink with their meal.

Deadline to purchase 9-10-25

Event Code: Thursday - T19
Friday - F20
Date: Sept. 25 & Sept. 26

Time: 11:30 AM - 1:00 PM
Fee: \$32
\$40 (after 8/28/25)



Sip 'n Shop Happy Hour in the Midway

Kick back and connect with top vendors in a laid-back, fun atmosphere at the Midway Exhibit Hall. Indulge in delicious appetizers as you build valuable relationships in this no-pressure environment. The perfect blend of business and pleasure awaits – network, enjoy free drinks, and satisfy your appetite all in one fantastic evening at the Midway Exhibit Hall.

Event Code: T39
Date: Thurs., September 25

Time: 4:30 - 6:30 PM
Fee: Free



Dueling Pianos Under the Arches

Join us for an unforgettable evening of entertainment and networking at “Dueling Pianos Under the Arches” our fun Thursday night party. This high-energy social gathering features a lively dueling piano show where talented musicians will perform jazzy tunes that will have you singing along all night! The event takes place in the Grand Hall and includes a premium open bar for 2 hours, along with multiple gourmet food stations offering a variety of delicious options including: salad bar, slider station with pulled pork, hickory spiced shredded chicken, and smoked brisket, french fry cones, gourmet mac 'n cheese, beef skewers, shrimp skewers and more! *Tickets not available on-site.*

Event Code: T40
Date: Thurs., September 25

Time: 6:30 - 8:30 PM
Fee: \$85
\$115 (after 8/28/25)



ACD/ICD Breakfast Buffet

For fellows of the American College of Dentists and International College of Dentists. Breakfast buffet includes: Seasonal fruit & berries, Danish & muffins, assorted cereals, scrambled eggs, applewood smoked bacon, pork sausage links and breakfast potatoes, coffee, tea and assorted juices. Please inform us of any dietary restrictions. *Tickets not available onsite.*

Event Code: F01
Date: Friday, September 26

Time: 6:45 - 7:45 AM
Fee: \$55
\$65 (after 8/28/25)



TAKE A WORKSHOP

Look for this icon that identifies courses that offer hands-on training. These courses are for smaller groups to practice real world techniques with the same equipment used in the dental office. Check course description for materials needed or prerequisites, if applicable.



FOLLOW US ON SOCIAL MEDIA FOR THE LATEST UPDATES AND INFORMATION.



@greaterstlouisdentialsociety



@greaterstlouisdentialsociety



@stlouisdentialsociety



@greaterstlouisdentialsociety



BOTOX Certification
limited to 24 Dentists

GIGI MEINECKE, RN, DMD

Botox Certification Training

EVENT CODE: F02 | **TIME:** 8:00 AM – 5:00 PM | **PARTICIPANTS BRING:** SEE LIST BELOW

| | |
|-----------------|---------------------------------------|
| Fees | \$1,995 |
| Fees after 8/28 | \$2,395 |
| Subject | Botox/ Orofacial Pain/Esthetics |
| Audience | Dentists |
| CE | 8 hours Training/ Participation |

This program provides comprehensive training in botulinum toxin applications for the dental practitioner. Our Anatomically Based, Academically Rigorous and Scientifically Driven® course combines detailed didactic education with one-on-one instructor guided hands-on training to ensure mastery of injection techniques. This unique educational program efficiently delivers all essential content in a single course, providing excellent value for busy practitioners seeking to expand their treatment capabilities.

Note: One (1) vial Botox Cosmetic provided. Lunch break will be from 12:00 pm – 1:00 pm for this course.

Participants Bring: Each injector to bring one patient model for afternoon hands-on exercises, camera (SLR = single-lens reflex camera preferred), readers or loupes, headlamp optional. If injector has specific exam gloves, please bring.

Learning Objectives:

- Demonstrate comprehensive understanding of head and neck anatomy relevant to toxin applications.
- Identify and evaluate appropriate conditions and indications for toxin treatment.
- Conduct thorough patient consultations and develop appropriate treatment plans.
- Demonstrate proper injection techniques through one-on-one instructor guided exercises.
- Recognize, prevent, and manage potential complications.
- Implement proper documentation and photography protocols for treatment planning.

Registration closes: Thursday, September 16 at 5pm Eastern Time

Support Staff Botox Certification Training

EVENT CODE: F03 | **TIME:** 8:00 AM – 5:00 PM

| | |
|-----------------|---------------------------------------|
| Fees | \$250 |
| Fees after 8/28 | \$275 |
| Subject | Botox/ Orofacial Pain/Esthetics |
| Audience | Staff |
| CE | 8 hours Training |

Join your doctor for an insider's look into the world of Botox treatments and take your role in the practice to the next level. This Anatomically Based, Academically Rigorous and Scientifically Driven® course equips clinical and administrative staff with a solid understanding of how toxins work, where they're used, and how staff contributes to safe, efficient care. You'll learn to handle product, the principles of photo-documentation, how to assist during procedures, and answer patient questions with clarity and confidence. Clinical staff also observe injections and begin practicing their chairside responsibilities during hands-on training.

Learning Objectives:

- Explain how toxin works and where it is commonly used in clinical practice.
- Describe the role of clinical and administrative staff in supporting safe and effective treatment delivery.
- Identify common adverse events and understand appropriate response and escalation protocols.
- Demonstrate familiarity with product management, preparation, and documentation workflows.

Botox Refresher Course

EVENT CODE: F04 | **TIME:** 8:00 AM – 12:00 PM

| | |
|-----------------|---------------------------------------|
| Fees | \$780 |
| Fees after 8/28 | \$850 |
| Subject | Botox/ Orofacial Pain/Esthetics |
| Audience | Dentists |
| CE | 4 hours Refresher |

THIS IS NOT A CERTIFICATION COURSE. This refresher course is appropriate for practitioners with prior BOTOX training.

Required: To enroll in this refresher course, you should have completed at least 6 hours of a foundational Botox course and 1 year of injection experience. This refresher course only covers theory and anatomy and does not include a hands-on treatment component.

Boost Your Confidence. Sharpen Your Skills. Elevate Your Practice. Been a while since your last Botox training? Feel like you could use a confidence boost before your next patient? Whether your initial training was over a year ago or you simply want to refine your technique, this comprehensive refresher course is designed to get you back on track. Staying sharp is key to delivering exceptional results—because great injectors never stop learning. Join us for an in-depth didactic review to refresh your knowledge, fine-tune your skills, and stay current with the latest best practices in Botox injections.

Learning Objectives:

- Discuss the mode of action of all current FDA approved neurotoxins.
- Estimate dosing ranges for muscles of facial expression and TMJ (masseter and temporalis).
- Describe storage, handling and reconstitution for toxins.

BOTOX Refresher course
limited to 24 Dentists



BOTOX Support Staff
course limited to 24 Staff
(must be accompanied
by a dentist enrolled in
F02); Staff cannot hold the
following degrees: RDH,
RN, MD, PA, NP.



Supported, in part, by
VOCO America

BRIAN B. NOVÝ, DDS

Offensive Dentistry

EVENT CODE: F05 | TIME: 8:00 AM – 11:30 AM

| | |
|-----------------|----------------------------|
| Fees | \$35 |
| Fees after 8/28 | \$50 |
| Subject | Cariology/ Restorations |
| Audience | All Attendees |
| CE | 3 Hours Lecture |

Let's face it, sitting through a lecture about dental caries or caries risk assessment isn't appealing (in fact it sounds downright boring). However, the science of clinical cariology is beginning to have an impact on restorative techniques and technology. *Streptococcus mutans* has more to fear than a rheostat, now that we're armed with salivary diagnostics and bioactive materials.

Learning Objectives:

- Intervene medically in the caries process.
- Control patient caries risk with focused therapeutics.
- Design restorations to minimize recurrent decay.
- Improve the prognosis of restorative treatment.

Nobody Caries

EVENT CODE: F26 | TIME: 1:30 PM – 4:30 PM

| | |
|-----------------|-------------------------|
| Fees | \$35 |
| Fees after 8/28 | \$50 |
| Subject | Cariology/ Materials |
| Audience | All Attendees |
| CE | 3 Hours Lecture |

Sometimes it seems as though our patients don't grasp the basic concept of home care. Other times our patients with impeccable hygiene develop rampant decay and we feel helpless because we can't figure out what's going on. The mouth is a remarkable environment that cariologists are finally beginning to understand, and so can you. Come learn everything you didn't know about plaque and the amazing organisms that make the mouth a wonderful place to work.

Learning Objectives:

- Explain the mixed ecological approach to caries causation.
- Apply Evidence Based and novel preventive therapies.
- Quickly identify high caries risk patients before they develop disease.
- Stop "watching" lesions and see them get smaller.



AMBER D. RILEY, MS, RDH

Hidden in View

EVENT CODE: F06 | TIME: 8:00 AM – 11:30 AM

| | |
|-----------------|--|
| Fees | \$35 |
| Fees after 8/28 | \$50 |
| Subject | Harm, Violence & Trafficking Crimes |
| Audience | All Attendees |
| CE | 3 Hours Lecture |

The goal of this program is to educate an attendee as to the mechanisms and appearances of injuries in children and adults. Focus will be on the common modalities of injuries including non-intentional, intentional and mimickers of injury. Lessons from the viewpoints of dentistry, pathology and law enforcement will be shared with the mutual objective being the earliest possible intervention and interruption of harm to our patients, and our friends and families.

Learning Objectives:

- Attendees will learn to recognize and differentiate among accidental, incidental and intentional injuries and will learn about less visually obvious indications of violence and abuse.
- Participants will receive guidance and resources on mandatory reporting, when necessary, as a healthcare professional or private citizen.
- Explanations, differentiation and case discussions will be given to educate the attendee as to the criminal acts of human smuggling, and criminal human exploitations of labor and sex trafficking.

Patients, Pills & Pathologies

EVENT CODE: F27 | TIME: 1:30 PM – 4:30 PM

| | |
|-----------------|----------------------|
| Fees | \$35 |
| Fees after 8/28 | \$50 |
| Subject | Pharmaco- therapy |
| Audience | All Attendees |
| CE | 3 Hours Lecture |

The number of Americans over the age of 65 exceeds 15% of the population and that will increase by more than an additional 20% over the next decades. As patient longevity increases, so will the number of conditions, diseases and disabilities that these patients will present with in our dental chairs. Medically compromised patients with diseases such as cancers, or lifestyle-associated factors such as obesity, drug use and abuse, as well as the myriad of common; and often underestimated, abnormal physical conditions with which we cross paths. These patients require clinicians to have a competent insight into medicine and pharmacotherapies.

Learning Objectives:

- Participants will receive an up-to-date, concise review of the more common medical disorders that are encountered within general dentistry.
- Basic epidemiology and pathophysiology, signs/symptoms and accepted medical therapy for the condition and specific dental management recommendations.
- Drug interactions that are significant to dentistry will be reviewed.



Supported, in part, by
BioGaia

MARIANNE DRYER, RDH, M.ED.

Artificial Intelligence for Diagnosing and Classifying Periodontal Disease: The Future is Here

EVENT CODE: F07 | **TIME:** 8:00 AM – 11:30 AM

| | |
|-----------------|--------------------------|
| Fees | \$35 |
| Fees after 8/28 | \$50 |
| Subject | AI & Periodontal Disease |
| Audience | Dentists, Hygienists |
| CE | 3 Hours Lecture |

Artificial intelligence (AI) has the capability to improve the accuracy and efficiency of periodontal disease classification and diagnosis. Currently, there has not been a significant improvement in the methodology for detecting bone loss and assessing the severity of attachment apparatus loss despite the recent updates in the periodontal classification system. This course introduces the clinician to AI and its application to periodontal disease assessment. Attendees will have an opportunity to visualize examples of AI applications depicting clinical attachment loss and compare the exam findings to non-AI periodontal charting.

Learning Objectives:

- Attain an understanding of Artificial Intelligence (AI) and its use in dentistry.
- Compare and contrast artificial neural networks (ANNs) and convolutional neural networks (CNNs) and their roles in periodontal disease assessment.
- Identify the value of incorporating AI into the staging and grading process as it relates to clinical efficiency and calibration.
- Recognize the impact AI has on patient communication, ethical detachment and treatment acceptance.
- Discover the value of AI as it relates to documentation accuracy and speed of dental insurance processing.

The Art of Furcation Navigation with Ultrasonic Instrumentation

EVENT CODE: F28 | **TIME:** 1:30 PM – 4:30 PM

| | |
|-----------------|----------------------------|
| Fees | \$35 |
| Fees after 8/28 | \$50 |
| Subject | Ultrasonic Instrumentation |
| Audience | Dentists, Hygienists |
| CE | 3 Hours Lecture |

This course examines the need for proper foundational skills in ultrasonic technique with both magnetostrictive and piezo technology. A review of proper adaptation, angulation and adaptation will be discussed as well as features of both technologies to achieve better clinical outcomes. Understanding the working mechanisms of both technologies, advantages and limitations, and visual indicators to ensure proper utilization of the power scaling technologies. These fundamental principles will then be applied to advanced instrumentation in the periodontal patient with focus on furcation involvement and areas of challenging anatomical access. Maintenance of ultrasonic inserts and tips will be discussed along with optimum water management and individual patient considerations.

Learning Objectives:

- Apply the Evidence-based Decision Making (EBDM) process to periodontal instrumentation choices.
- Develop an understanding of the role ultrasonic instrumentation in biofilm reduction and access to anatomical challenges.
- Discuss the need for a variety of ultrasonic inserts/tips/instruments for thorough periodontal debridement.
- Identify the steps to ensure thorough removal of deposits and biofilm utilizing slim and ultrathin inserts/tips with an exploratory approach.
- Examine current trends in implant maintenance and the need to be current with the research when choosing debridement instruments.



Supported, in part, by
Kuraray Noritake Dental

MARCO A. BRINDIS, DDS

Implant-Supported Telescopic Hybrid Prosthesis: Indications, Contraindications, and Challenges

EVENT CODE: F08 | **TIME:** 8:00 AM – 11:30 AM

| | |
|-----------------|-----------------------------|
| Fees | Dentist: \$60 Team: \$35 |
| Fees after 8/28 | Dentist: \$75 Team: \$50 |
| Subject | Implants |
| Audience | All Attendees |
| CE | 3 Hours Lecture |

The screw-retained hybrid prosthesis is one of the most popular and successful solutions for treating the edentulous maxilla. However, its limitations include poor hygiene and costly maintenance. An alternative is the implant-supported telescopic hybrid prosthesis, which provides the benefits of the screw-retained prosthesis while allowing for better hygiene and more affordable maintenance. However, it also introduces new challenges. This presentation will explore the rationale, indications, and contraindications of this prosthetic option as well as potential complications and their solutions.

Learning Objectives:

- Recognize the limitations of the screw-retained hybrid prosthesis.
- Understand the benefits of a “stable in function” prosthesis that can be removed by the patient.
- Gain a clear understanding of the limitations of the telescopic implant prosthesis.



Supported, in part, by
vVARDIS, VOCO America

LOU GRAHAM, DDS

Treatment Planning for Success – Part II

EVENT CODE: F09 | TIME: 8:00 AM – 11:30 AM

| | |
|-----------------|-----------------------------|
| Fees | Dentist: \$60 Team: \$35 |
| Fees after 8/28 | Dentist: \$75 Team: \$50 |
| Subject | Treatment Planning |
| Audience | All Attendees |
| CE | 3 Hours Lecture |

Planning successful outcomes can involve single teeth to full arch cases. Understanding both medical and dental risk factors along with each patient's specific clinical issues can determine success versus failure. Yes, failures no doubt occur, this course will dive deeply into understanding the latest opportunities to both diagnose and treat your patients with far more successful-predictable outcomes.

Learning Objectives:

- Restoratively driven implants: Whether anterior or posterior, understand why and how to maximize esthetic and functional outcomes.
- How to diminish the open contact issues and proximal caries issues adjacent to implants.
- Immediate anterior temporization and sharing photographs with your lab.
- Treating your high-risk periodontal patients, customizing their care beyond just surgical/LANAP approaches for long-term success.
- Optimizing success in your high-risk periodontal implant patients.



Supported, in part, by
National Alliance on
Mental Illness

ANDREW LOITERSTEIN, EDD

Mental Health in the Workplace & In Our Own Voice

EVENT CODE: F23 | TIME: 1:30 PM - 3:00 PM

| | |
|-----------------|----------------------|
| Fees | \$0 |
| Fees after 8/28 | \$0 |
| Subject | Mental Health |
| Audience | All Attendees |
| CE | 1.5 Hours Lecture |

Mental Health in the Workplace: This presentation will engage discussion of general facts about mental health and how it impacts our lives, provide information about common mental health conditions, as well as share information about what to do if you are concerned about someone and how NAMI St. Louis can help. The course will focus on the impact that mental health has in the workplace, including productivity, safety, lost revenue, short- and long-term leave, and many other factors. In depth discussion about how to promote a workplace that fosters positive mental health within the office, and with patients. In Our Own Voice: This presentation will be delivered by individuals who are living with mental health conditions and provide audience members an opportunity to hear authentic experiences of people who are overcoming the challenges posed by navigating life with a mental health condition. Presenters will talk about the unique experience of seeking dental care when so many things about the experience can be overwhelming.

Learning Objectives:

- Understand the prevalence and impact of mental health conditions in the workplace.
- Recognize common mental health conditions and warning signs.
- Implement best practices to support positive mental health in the workplace.
- Promote self-care practices and address workplace stress.
- Increase understanding and empathy for individuals living with mental health conditions.
- Engage confidently in open dialogue about mental health.
- Learn about resources and ways to support individuals living with mental health conditions.
- Replace stigma with insight and acceptance.



Supported, in part, by
Patterson Dental



Hands-on workshop
limited to 50 attendees.

PATTERSON DENTAL

Equipment Preventative Maintenance Workshop

EVENT CODE: F17 | TIME: 8:30 AM – 11:30 AM

| | |
|-----------------|------------------------------------|
| Fees | \$55 |
| Fees after 8/28 | \$70 |
| Subject | Equipment Preventative Maintenance |
| Audience | All Attendees |
| CE | 3 Hours Participation |

Learn how to make basic dental equipment repairs in your office and the importance of proper equipment maintenance. Attendees will perform various repairs with their own hands, rotating between stations of mechanical room, sterilization, lab, operatory and x-ray. Whether you have owned your practice for years, are just beginning your career or are a staff member, all attendees will benefit from this workshop. Learn the importance of preventative maintenance: better patient experience, increased productivity by maximizing uptime for the office and maximizing the life of the equipment, increased the ROI of the equipment purchase.

Learning Objectives:

- Learn how to save on repair costs by making basic equipment repairs.
- Understand how to make simple equipment adjustments to improve the use of equipment.
- Increase the lifespan for your dental equipment investments by learning preventative maintenance processes.

Equipment Preventative Maintenance Workshop (repeat)

EVENT CODE: F25 | TIME: 1:30 PM – 4:30 PM



Supported, in part, by
Align Technology

TAMMY E. STAIGER, BS, RDH

How Connecting Patients, Communication, and Workflows Drive Success in the Digital Era

EVENT CODE: F10 | **TIME:** 8:00 AM – 11:30 AM

| | |
|-----------------|--|
| Fees | \$35 |
| Fees after 8/28 | \$50 |
| Subject | Malocclusion |
| Audience | Dentists, Hygienists, Assistants |
| CE | 3 Hours Lecture |

This course is designed for GP doctors and clinical team members. The speaker will walk the attendees through the digital dentistry journey from start to finish, highlighting the pivotal role of the doctor and team to create patient value throughout the office. Evidence-based research is presented and translated into easy-to-adopt verbiage to help you lead conversations with prospective patients. Your case conversion will increase alongside your confidence as you learn tips to identify, educate, and treat more clear aligner patients in your office.

Learning Objectives:

- Learn best practices to easily identify clear aligner candidates during routine appointments.
- Develop skills to educate patients on malocclusion using effective verbiage and educational tools.
- Understand how to start a clear aligner case and manage existing patients in treatment, including attachment delivery, monitoring appointments, and finishing strategies.

Integrating Clear Aligners and Scans into Practice; Utilizing Technology to Connect and Convert

EVENT CODE: F30 | **TIME:** 1:30 PM – 4:30 PM

| | |
|-----------------|--|
| Fees | \$35 |
| Fees after 8/28 | \$50 |
| Subject | Clear Aligners |
| Audience | Dentists, Hygienists, Assistants |
| CE | 3 Hours Lecture |

In the fast-evolving and competitive field of dentistry, digital technology and a seamless workflow are a must for any dental practice. Throughout this course, you will understand how to connect with the patient, identify areas of concern, and begin the conversation for prescribed dental treatment. Additionally, the speaker will review the comprehensive application of digital scanners in terms of patient education, treatment acceptance, and efficient digital workflow.

Learning Objectives:

- Recognize the key elements of proper occlusion and identify strategies for effective patient conversations.
- Utilize visual aids to educate and engage with patients to increase case acceptance.
- Review the newest digital tools on scanners and implement into the appointment workflow.



Supported, in part, by
Kuraray Noritake Dental

MARCO A. BRINDIS, DDS

Minimally Invasive Dentistry: Philosophy Over Technique

EVENT CODE: F29 | **TIME:** 1:30 PM – 4:30 PM

| | |
|-----------------|---|
| Fees | Dentist: \$60 Team: \$35 |
| Fees after 8/28 | Dentist: \$75 Team: \$50 |
| Subject | Restorative |
| Audience | Dentists, Hygienists, Assistants, Dental Techs |
| CE | 3 Hours Lecture |

This course focuses on the philosophy of minimally invasive dentistry, encompassing levels of care ranging from prevention to full-mouth reconstruction. Using an interdisciplinary approach, it emphasizes delivering the best possible treatment to patients at the right time, using optimal materials and techniques.

Learning Objectives:

- Define the philosophy of minimally invasive dentistry.
- Understand the levels of care to achieve this philosophy.
- Emphasize early intervention as the ultimate goal to benefit patients.
- Explore advancements in materials—stronger, more aesthetic options that preserve tooth structure.
- Evidence-based selection of ceramic restorations and their indications.
- Lessons learned from 25 years of successes and failures in practice.



SHANNON PACE BRINKER, CDA

From our Side of the Chair

EVENT CODE: F11 | **TIME:** 8:00 AM – 11:30 AM

| | |
|-----------------|-------------------------|
| Fees | \$35 |
| Fees after 8/28 | \$50 |
| Subject | Restorative/ Techniques |
| Audience | Assistants |
| CE | 3 Hours Lecture |

The ideal dental assistant must be current and knowledgeable in materials science and be proficient in the various step-by-step procedures that are now required to deliver state-of-the-art dentistry to the patient. Increase your artistic skill and satisfaction by learning about materials and techniques that can help deliver to the patients the best dentistry has to offer. This is one comprehensive course that every dental assistant needs to attend.

Learning Objectives:

- How to utilize a complete digital workflow that includes digital radiography, photography, scanning, milling and printing and more.
- Understand new isolation techniques, from rubber dam to cord retraction.
- Learn what new products techniques, and materials are available to increase efficiency.

Creating the Digital Workflow Practice

EVENT CODE: F31 | **TIME:** 1:30 PM – 4:30 PM

| | |
|-----------------|-------------------------------|
| Fees | \$35 |
| Fees after 8/28 | \$50 |
| Subject | Digital Dentistry/ Techniques |
| Audience | Assistants |
| CE | 3 Hours Lecture |

Understanding the importance of establishing a great rapport with patients by utilizing the technique of “3 links of similarity” with the patient before talking dentistry leads to patient trust, comfort, and care, leading to a fantastic patient experience. However, too much information can sometimes overwhelm a patient, so teaching assistants utilize effective short scripts and verbiage to integrate digital scanning to create a “WOW” scanning experience.

Learning Objectives:

- Provide techniques for eliminating obstructions in the mouth – lips, tongue, saliva, etc. – to more effectively and accurately scan patients, which leads to more successful and predictable final restoration and outcomes.
- Guide the scanning operator through proper ergonomics and better body positioning to prevent injury over long periods.
- Use your scanner to gather records on every patient—NPs along with FMX, photos, emergencies such as toothaches, tooth chipping, and cosmetic consultations.
- Understand gingival retraction for accurate scanning for crown successful prep margin scanning for final crown restorations.
- Teach assistants and hygienists how to convert the “emergency chipped tooth” patient appointment into clear aligners starts through education utilizing a digital scanner.



ASHLEY CLARK, DDS

Gingival Pathology: The Good, the Bad, and the Ugly

EVENT CODE: F13 | **TIME:** 8:00 AM – 11:30 AM

| | |
|-----------------|--------------------|
| Fees | \$35 |
| Fees after 8/28 | \$50 |
| Subject | Gingival Pathology |
| Audience | All Attendees |
| CE | 3 Hours Lecture |

This course will provide oral health care providers with information regarding gingival oral pathology. Benign lesions, reactive lesions, malignant lesions, and ulcerative conditions will be discussed.

Learning Objectives:

- Discuss the possible ways in which benign oral pathology presents on the gingivae.
- Recognize how malignant conditions present on the gingivae.
- Determine an appropriate treatment plan when gingival lesions present.

Oral Cancer: A Focus on Prevention

EVENT CODE: F33 | **TIME:** 1:30 PM – 4:30 PM

| | |
|-----------------|-----------------|
| Fees | \$35 |
| Fees after 8/28 | \$50 |
| Subject | Oral Cancer |
| Audience | All Attendees |
| CE | 3 Hours Lecture |

This course will provide oral health care providers with information regarding oral cancer. Potentially malignant conditions, particularly leukoplakia, will be discussed. Prevention of the disease is primarily the job of oral health care professionals; therefore, a focus will be made on preventing oral squamous cell carcinoma.

Learning Objectives:

- Discuss the etiology of potentially malignant conditions of the oral cavity.
- Recognize how potentially malignant conditions present in the oral cavity.
- Determine an appropriate treatment plan when potentially malignant conditions are discovered.



Supported, in part, by
Solventum, Zyris Isolite

This course is provided
by funding through The
Greater St. Louis Dental
Society Educational
Foundation - The Dean F.
Telthorst, DDS Restorative
Lecture.

NATHANIEL LAWSON, DMD, PHD

The Dean F. Telthorst, DDS Restorative Lecture

Materials and Techniques to Improve your Conservative, Adhesive Dentistry

EVENT CODE: F12 | TIME: 8:00 AM – 11:30 AM

| | |
|-----------------|---------------------------|
| Fees | \$25 |
| Fees after 8/28 | \$40 |
| Subject | Restorative/ Adhesives |
| Audience | Dentists, Assistants |
| CE | 3 Hours Lecture |

Our goal as dental professionals should be to maximize the lifetime of our patients' dentition. Every time tooth structure must be removed with a handpiece, the lifetime of that tooth is reduced. Conservative dentistry aims to remove as little tooth as possible during restorative procedures in order to better extend the lifetime of each tooth. Adhesive dentistry helps us achieve this goal. Adhesive dentistry allows us to bond to tooth structure such that minimally invasive preparations may be performed. The goal of this course is to discuss conservative treatment options as well as the materials and techniques used to perform these treatments.

Learning Objectives:

- Learn preparation guidelines for ceramic onlays.
- Learn bonding protocols for lithium disilicate onlays and crowns.
- Learn preparation guidelines for zirconia resin bonded bridges.
- Learn bonding protocols for bonding zirconia resin bonded bridge.
- Learn cementation and bonding protocols for zirconia crowns with self-adhesive or RMGI cements.
- Learn the best burs for removing ceramic crowns and performing endodontic access through crowns.

The Dean F. Telthorst, DDS Restorative Lecture

Materials and Techniques for Posterior Composite Restorations

EVENT CODE: F32 | TIME: 1:30 PM – 4:30 PM

| | |
|-----------------|----------------------------|
| Fees | \$25 |
| Fees after 8/28 | \$40 |
| Subject | Restorative/ Composites |
| Audience | Dentists |
| CE | 3 Hours Lecture |

For direct restorations, diagnosis, isolation, caries removal, cavity preparation, use of liner, matrix and wedge placement, bonding technique, composite placement, and finishing and polishing will all be reviewed. For indirect restorations, this course will discuss how to select, handle and bond contemporary dental ceramic materials. The presentation will be based on current evidence collected at the UAB School of Dentistry as well as the current literature, however, the information will focus on tips that can be applied directly in the dental clinic.

Learning Objectives:

- Discuss selective caries removal.
- Learn the contemporary materials for direct pulp capping.
- Discuss tooth preparation considerations for adhesively bonded composites.
- Review the research on the best adhesive system to use for direct composites.
- Review the important steps for direct bonding.
- Learn new materials and techniques for Class II matrix systems.
- Review research about materials for posterior composites with a focus on bulk-fill and flowable composites.



DANIEL G. POMPA, DDS

Part I: Actions and Algorithms for Medical Emergencies 2025: Multiple Actions to Prevent a Medical Crisis in Your Office

EVENT CODE: F16 | TIME: 8:00 AM – 11:30 AM

| | |
|-----------------|------------------------|
| Fees | \$0 |
| Fees after 8/28 | \$0 |
| Subject | Medical Emergencies |
| Audience | All Attendees |
| CE | 3 Hours Lecture |

There are more medically compromised patients coming to our offices than ever before. Acquire "up to the minute" actions for dealing with a medical emergency while challenging preconceived or outdated ideas. The AM session will focus on how we react (physiologically) to a medical crisis in our office and how to do it better with proven techniques that will more likely result in a positive outcome. Upon request, attendees will receive and review color-coded cards depicting the most common life-threatening situations with algorithms providing an easy-to-follow action plan for dentists and team members

Auto BP Monitors, Pulse Oximeters, and Glucometers as well as Nebulizers and an Epi Pen set will be given out as prizes to those who answer questions related to the presentation.

Learning Objectives:

- Learn (mentally and physiologically) how we respond in a crisis situation along with a new approach to do it better.
- Discover three simple chair side non-invasive tests to help avoid a crisis situation.
- Understand that "Method Over Memory" is the key to having a good outcome – accomplished by using color-coded cards (given to each participant).
- Recognize the most frequent life-threatening emergencies and when and why they occur.



SEENA PATEL DMD, MPH

“My Jaw Hurts! What Do I Do?” An Overview of Temporomandibular Disorders, Diagnosis and Management

EVENT CODE: F15 | **TIME:** 8:00 AM – 11:30 AM

| | |
|-----------------|--|
| Fees | Dentist: \$60 Team: \$35 |
| Fees after 8/28 | Dentist: \$75 Team: \$50 |
| Subject | TMD |
| Audience | Dentists, Hygienists, Assistants |
| CE | 3 Hours Lecture |

Temporomandibular disorders (TMDs) affect approximately 10% of the general population. Obtaining an appropriate diagnosis and treatment plan can be perplexing. This course will review the types of TMDs: arthrogenous disorders, myogenous disorders, internal derangements, as well as other uncommon joint conditions. Etiology, pathogenesis, pain mechanisms and dysfunction, examination methods, diagnostic tests, and management strategies will be discussed. In addition, this course will review the different types of injections utilized in the management of TMDs: trigger point injections, joint injections, and Botox injections.

Learning Objectives:

- Identify patients with TMDs, define the specific TMD diagnoses, and treat uncomplicated conditions.
- Manage TMDs through non-pharmacological methods, including splint therapy, interventional therapy, and physical medicine.
- Select and prescribe pharmacological agents in the treatment of TMDs.
- Describe the types of injections used to manage TMDs.
- Explain the mechanism of action for each injection modality.
- Describe the adverse effects of injection therapy.

“My Jaw Hurts! What do I do?” An Overview of Temporomandibular Disorders, Diagnosis and Management, Including Trigger Point Injection Therapy Hands-on Workshop

EVENT CODE: F24 | **TIME:** 1:30 PM – 4:30 PM | **PRE-REQUISITE:** Dr. Patel's Friday morning lecture (F15) is required for attendees to attend this hands-on workshop.



Hands-on workshop
limited to 20 attendees.

| | |
|-----------------|--------------------------|
| Fees | \$225 |
| Fees after 8/28 | \$275 |
| Subject | TMD |
| Audience | Dentists |
| CE | 3 Hours Participation |

Managing temporomandibular disorders (TMDs) usually requires a multidisciplinary approach. Injection therapy is one of several treatment modalities for TMDs. Understanding how to appropriately examine the patient, perform diagnostic tests, and select the appropriate interventional treatment is critical. This course will teach dentists how to perform the orofacial pain examination, physical medicine techniques, as well as trigger point injections.

Learning Objectives:

- Perform a comprehensive head and neck examination and oral diagnostic evaluation.
- Describe diagnostic tests used for patients with joint-related or myofascial TMDs.
- Perform simple physical therapy techniques for patients with TMDs.
- Describe the types of injections used to manage TMDs.
- Describe the materials needed to perform injections.
- Demonstrate how to perform each type of injection.



LINDA TWEHOUS, CDA, EFDA, BS

Missouri Basic Skills Review Course

EVENT CODE: F22 | **TIME:** 1:00 PM – 5:30 PM

| | |
|-----------------|----------------------------------|
| Fees | \$175 |
| Fees after 8/28 | \$190 |
| Subject | Basic Dental Assisting Skills |
| Audience | Assistants |
| CE | 4.5 Hours Lecture |

This in-person course will prepare the dental assistant to take the Missouri Test of Basic Dental Assisting Skills (MBDA), which is a pathway in Missouri to becoming certified in Expanded Functions. Topics discussed will follow the DANB exam outline, which includes questions on oral disease prevention; dental materials; medical emergencies; charts/legal/jurisprudence; radiation health and safety; infection control; and tooth morphology. During this course, the group will have open dialogue about common topics covered on the exam. Each assistant will be provided a set of topical flashcards. The group will discuss each topic, while assistants make their own notes on each flashcard, which can be used later for self-study and review. After the initial review and discussion, a practice test will be given to each assistant. After completion, assistants will self-grade tests openly, while allowing for additional Q&A time on topics that may need deeper analysis. After completion, the practice test will serve as an additional study guide for the assistant. In addition, a short overview of the EFDA programs and processes will be given at the conclusion of the program, including time for Q&A.

Learning Objectives:

- Thorough review and in-person discussion of topics included in the DANB MBDA exam.
- Focus on the challenging topics and questions many dental assistants have difficulty with.
- Complete provided flashcard set for additional study and review.
- Take practice test (self-graded in class) to serve as an additional exam study guide.

Supported, in part,
by Missouri Dental
Association Dental Team
Education



Supported, in part, by
CareCredit

LACI PHILLIPS NEWLAND

Metrics & Goals: The Numbers Start the Story

EVENT CODE: F18 | TIME: 8:30 AM – 10:30 AM

| | |
|-----------------|------------------|
| Fees | \$25 |
| Fees after 8/28 | \$40 |
| Subject | Practice Success |
| Audience | All Attendees |
| CE | 2 Hours Lecture |

Dentistry is a business, and we want you to be a great business owner. Key Performance Indicators (KPI's) are the numbers we use to measure our business success. These key numbers tell us how we are performing and how successful we are as a team. We will examine these numbers, learn how to find them and how to interpret them. Having the ability to pull and examine these numbers are just the start of the story. You can easily identify the good and the bad numbers, but what is next? Understanding the rest of the story is key to your success. Join us as we examine getting the numbers, interpreting the numbers and ultimately affecting change and building success in your practice.

Learning Objectives:

- Learn what KPI's you should be tracking and how they affect your business.
- Discover which reports you should be running on a daily, weekly, monthly and yearly basis.
- Gain knowledge on goals, bonus's and how to prepare for each new year and the growth you desire.

Death by Meetings! CPR for Collaboration

EVENT CODE: F21 | TIME: 12:30 PM – 2:30 PM

| | |
|-----------------|-----------------|
| Fees | \$25 |
| Fees after 8/28 | \$40 |
| Subject | Team Meetings |
| Audience | All Attendees |
| CE | 2 Hours Lecture |

Do you look forward to your team meeting day? Do your meetings include collaboration, information exchange, action items and project development? Are your meetings organized, educational, and fun? If you answered no to any of these questions, this is the class for you! Team meetings are a key to your success and to your team cohesiveness. We will discuss which team meetings you should be having, when and who is involved. We will discuss agendas, actions items, project leads an following up to ensure meetings are successful. And of course, we will bring the fun to these with great leadership tools. Breathe life back into your team meetings.

- Learn which meetings are needed, who should attend and when to have them.
- Discover organizational tools such as agendas, action plans and follow up communication.
- Gain ideas for team meeting themes, educational resources and fun interactive tools to keep your meetings moving forward.

Can't We All Just Get Along? Mastering the Art of Communication

EVENT CODE: F37 | TIME: 3:00 PM – 5:00 PM

| | |
|-----------------|-----------------|
| Fees | \$25 |
| Fees after 8/28 | \$40 |
| Subject | Communication |
| Audience | All Attendees |
| CE | 2 Hours Lecture |

Have you ever been misunderstood? Ever thought "If could just find the right words..." In today's society communicating well with other humans could be the difference between confusion and clarity, anxiety and peace, success and disappointment. Break out of your silence and hesitation and join the conversation. We will recognize different communication styles, practice verbal skills, and discover how role playing difficult conversations can actually be fun for your team! Because it doesn't have to be a conflict, it just has to be a conversation. This high-touch system provides reliable, repeatable actions and tools that empower the full team. Laci covers a full range of communication protocols that enhance team cohesiveness. Discover verbal and written guidelines, key elements of an exceptional handoff and other patient flow enhancements.

Learning Objectives:

- Identify key communication styles.
- Learn to love role playing and practicing verbal skills.



Supported, in part, by
Curve Dental, Pearl,
Wisdom

COLLEEN HUFF

A Mouthful of Insurance

EVENT CODE: F36 | TIME: 1:30 PM – 4:30 PM

| | |
|-----------------|------------------|
| Fees | \$35 |
| Fees after 8/28 | \$50 |
| Subject | Dental Insurance |
| Audience | Office Staff |
| CE | 3 Hours Lecture |

Many dental practices think that dental insurance is something that only the administrative team needs to understand. I am here to tell you that that thought process is wrong. Dental insurance follows the patient throughout their journey through your dental practice. With proper training dental insurances can be both as benefit for your patient and profitable for you dental practice. In this seminar you will be introduced to a new way of looking at dental insurance. Your team will learn how each one of them plays a part in that journey. Proper training of your team will equal profits for your practice tomorrow. Don't let the insurance eat away at your profits and your team's happiness.

Learning Objectives:

- How each team member interacts with the dental insurance.
- The importance of the first phone call.
- Proper verbiage when communicating with the patient regarding their expectations of their dental coverage and what it will pay for.
- Why the clinical team needs to understand insurance limitations and how it will improve your collections.
- Systems to have in place for accurate treatment planning.
- How to utilize technology for effective collections.



JONELLE ANAMELECHI, DDS, MSPH

Growth and Development Through the Eyes of a Pediatric Dentist: Feed, Speak, Breathe, Smile

EVENT CODE: F14 | **TIME:** 8:00 AM – 11:30 AM

| | |
|-----------------|----------------------------------|
| Fees | \$35 |
| Fees after 8/28 | \$50 |
| Subject | Pediatric Dentistry |
| Audience | Dentists, Hygienists, Assistants |
| CE | 3 Hours Lecture |

Baby teeth matter. But it is also important to understand that screening, identifying and treating underlying feeding, speech, and airway issues early reduce adult comorbidities due to these issues. In this three hour session, we will take a deep dive into how our routine dental visit becomes not so routine anymore as we look at the whole child (and future whole adult) and the role we play as dentists in helping kids thrive.

Learning Objectives:

- Discuss the dentist's role in the pre-orthodontic phase.
- Discuss the holistic evaluation of a child beyond the teeth in growth and development.
- Provide a toolkit for the dental team evaluation and treatment of the growing child.

Lip and Tongue Ties: It's All Tied Together!

EVENT CODE: F34 | **TIME:** 1:30 PM – 4:30 PM

| | |
|-----------------|----------------------------------|
| Fees | \$35 |
| Fees after 8/28 | \$50 |
| Subject | Pediatric Dentistry |
| Audience | Dentists, Hygienists, Assistants |
| CE | 3 Hours Lecture |

This course provides dental professionals with a comprehensive understanding of lip and tongue ties, focusing on their anatomical, functional, and developmental implications. Participants will learn to identify signs and symptoms, assess the impact on oral health, and explore various treatment options, including both conservative and surgical approaches. Emphasizing the importance of interdisciplinary collaboration, the course will equip dental teams with the tools necessary to effectively communicate with patients and their families about diagnosis and care. By the end of the course, participants will have a well-rounded knowledge of how to support patients affected by these conditions.

Learning Objectives:

- Understand the anatomy and variations of lip and tongue ties, including distinguishing between anterior and posterior ties.
- Identify key signs and symptoms associated with lip and tongue ties in infants, children, and adults.
- Compare conservative and surgical treatment options, including their indications, benefits, and potential risks.



DANIEL G. POMPA, DDS

Part II: Actions and Algorithms for Medical Emergencies 2025: Updated Medications and the Routes of Administration Used When Treating a Medical Emergency

EVENT CODE: F35 | **TIME:** 1:30 PM – 4:30 PM

| | |
|-----------------|---------------------|
| Fees | \$0 |
| Fees after 8/28 | \$0 |
| Subject | Medical Emergencies |
| Audience | All Attendees |
| CE | 3 Hours Lecture |

The afternoon session will focus more on the actual emergencies and the newest drugs as well as the new routes of administration for these drugs. Indications for emergency drug use and proper dosages will be delineated, as well as demonstrating how to assemble and maintain an ideal emergency drug kit. We will demonstrate how to use these along with the use of medical equipment (BP Monitor, Pulse Oximeter and Glucometer*) which will be shown for participants to develop new skill sets that can prove to be vital in saving a life. Upon request, attendees will receive and review color-coded cards depicting the most common life-threatening situations with algorithms providing an easy-to-follow action plan for dentists and team members. We will also review the legal and moral obligations that are presented during a medical crisis.

Auto BP Monitors, Pulse Oximeters, and Glucometers as well as Nebulizers and an Epi Pen set will be given out as prizes to those who answer questions related to the presentation.

Learning Objectives:

- Learn how to develop a plan for the office team when dealing with a crisis event.
- Step by step approach to create and maintain your own emergency kit.
- Become familiar with the most recent and updated medications that can be used to treat a medical emergency in your office.
- Review a systematic approach to treat life-threatening scenarios with the use of simple equipment to achieve a successful outcome.
- Determine when to administer the essential "Top 10 Emergency Drugs" (along with a review of all these medications and their indications and contraindications).
- Know when and how to conduct mock emergency drills.

Dental Medicaid is more profitable than ever.



*To find out how Medicaid can benefit your practice,
contact your Medicaid Mentor, Jessica Emmerich, directly.*

Email: jemmerich@oralhealthmissouri.org
Call or Text: (573) 536-2474

Scan here for
our Medicaid
Mini Series!



Save the date:
**MISSOURI ORAL HEALTH
POLICY CONFERENCE**

Jefferson City
March 5-6, 2026

CS & Precious Metals Protection Agency

- Get the Most Out of Your Precious Metals Dental Scrap!!
- Get More From The Owner; Nobody Can Pay More
- Lowest Costs of Operating Expenses = Highest Payouts Per Volume
- Turn in 2/5th jar get \$75 Bonus, Turn in 4/5th jar get \$200 bonus must be valued at 2K or more, turn in over 10K or more get \$500 bonus (all one per office)

JOE CUSUMANO OWNER/CEO - CALL OR TEXT
Direct 314-605-8998 or Info@pmpa1.com

Only one form is necessary for each office, and you may photocopy for additional registrants. Please complete both pages of this form or register online at mcdctl.org.

Each attendee must complete course and event selections on the following page. Mail registration form to Mid-Continent Dental Congress, 170 Depot St, Unit A, Blue Ridge, GA 30513. Registrations are not accepted by fax, phone or email. Higher fees will be charged after the deadline of August 28, 2025. Refer to page 3 for the cancellation policy.

| | | | |
|-------------------------|---------|-----|--|
| First Name | Event # | Fee | Registration Category (see previous page) |
| Last Name | Event # | Fee | Category Fee |
| Dentists: | Event # | Fee | <input type="checkbox"/> I will attend Happy Hour on Thursday evening. |
| Dental School Grad Year | Event # | Fee | |
| ADA # | Event # | Fee | \$ |
| | Event # | Fee | Total Fees for parts 3 & 4 |

| | | | |
|-------------------------|---------|-----|--|
| First Name | Event # | Fee | Registration Category (see previous page) |
| Last Name | Event # | Fee | Category Fee |
| Dentists: | Event # | Fee | <input type="checkbox"/> I will attend Happy Hour on Thursday evening. |
| Dental School Grad Year | Event # | Fee | |
| ADA # | Event # | Fee | \$ |
| | Event # | Fee | Total Fees for parts 3 & 4 |

| | | | |
|-------------------------|---------|-----|--|
| First Name | Event # | Fee | Registration Category (see previous page) |
| Last Name | Event # | Fee | Category Fee |
| Dentists: | Event # | Fee | <input type="checkbox"/> I will attend Happy Hour on Thursday evening. |
| Dental School Grad Year | Event # | Fee | |
| ADA # | Event # | Fee | \$ |
| | Event # | Fee | Total Fees for parts 3 & 4 |

Save the Dates

Mid-Continent
DENTAL CONGRESS

Greater St. Louis Dental Society
2 CityPlace Dr. Suite 70
St. Louis, MO 63141

Non-Profit
Organization
U.S. Postage
Paid
St. Louis, MO
Permit # 679

SEPTEMBER 24-25, 2026

SEPTEMBER 23-24, 2027

ST. LOUIS UNION STATION

Register by June 15th for EARLY BIRD savings!

IMPORTANT DATES TO REMEMBER

JUNE 15, 2025

EARLY BIRD REGISTRATION FEE DEADLINE

Registrations received after this date are subject to higher registration fees.

AUGUST 28, 2025

REGISTRATION & TICKET FEE DEADLINE

Registrations received after this date are subject to higher registration and event fees.

SEPTEMBER 3, 2025

HOTEL CONVENTION DEADLINE

Hotel reservations made after this date may not be eligible for the convention rate. Refer to "Grtr STL Dental" when making reservations. Room block may become full early, so book in advance.


**Summit
Horizon**
Dental Lab

Summit Horizon Dental Lab – the Future of Dental Technology

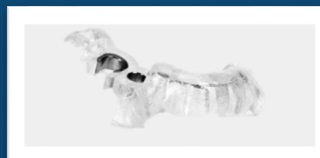


Summit-Horizon Dental Lab offers exceptional prosthetics utilizing the most current technology and the best materials available. Our prosthetics are crafted by industry leading dental technicians who bring years of experience and excellent craftsmanship.

Now offering:

- Lucitone 3D Printed Dentures
- 3D Printed Surgical Guides
- 3D Printed Occlusal Guards
- Custom Case Planning

**New clients receive your first
single crown case free and 15%
off any removable case.**



3407 Bridgeland Dr.,
Bridgeton, MO 63044
888-785-9710
314-989-0123 | 636-333-3333
www.summit-horizon.com